

Stone Mountain Elementary



*Ensuring Student
Success*



Stone Mountain Elementary

Funded by 2006 Bond

Facility Profile

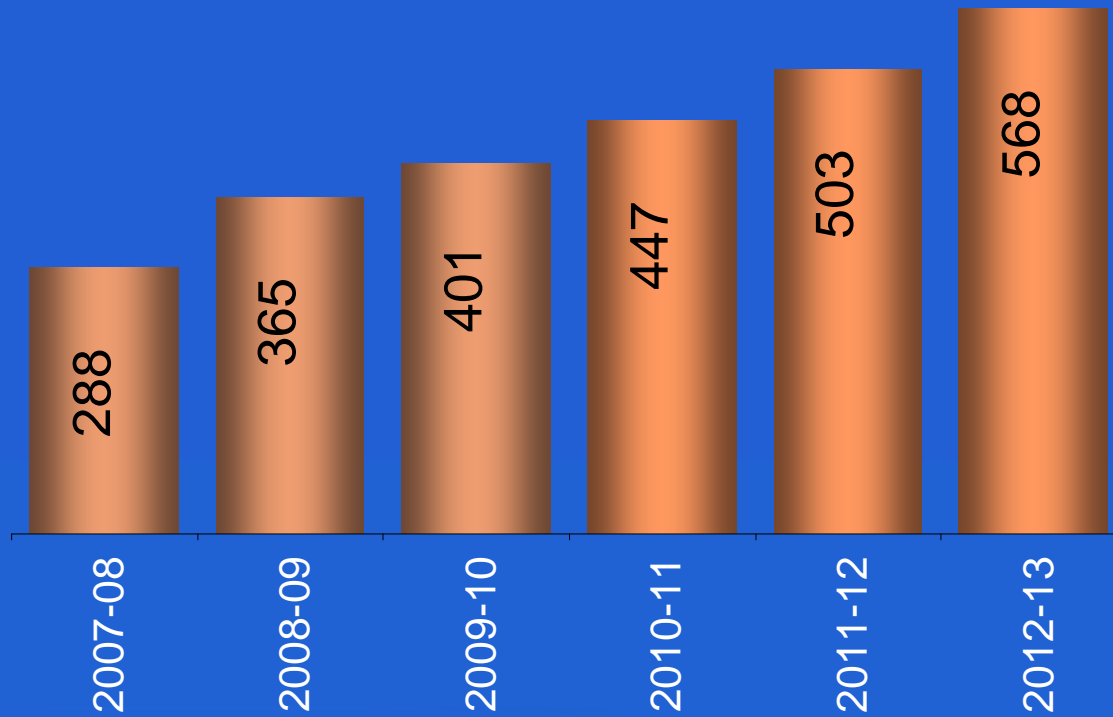
| | |
|---------------------------------------|--------------|
| Opened: | 2007 |
| Acreage: | 10.00 |
| Original Square Feet: | 73,146 |
| Original Cost: | \$14,500,000 |
| Capacity - Conventional: | 680 |
| Capacity - Conventional with Mobiles: | 830 |
| Capacity - Year-Round | 830 |
| Capacity - Year-Round with Mobiles: | 980 |

Stone Mountain Elementary

Enrollment



Y-R
Conv.



Bond Project Summary



| | ThunderRidge High School | Ranch View Middle School | Stone Mountain Elementary |
|-----------|---|--------------------------|---------------------------|
| Built | 1996 | 1998 | 2007 |
| 1997 Bond | | New School | |
| 2000 Bond | "F" Pod Addition | | |
| 2003 Bond | | | New School |
| 2006 Bond | | | |
| 2008 Bond | Scheduled Facility Improvement | Capital Improvements | |
| | New elementary school to provide capacity relief for the TRHS Feeder Area | | |



FACILITY IMPROVEMENTS

2007 *Carpet Replacement*

2008 BOND PLANNED

Technology Improvements

Enrollment



| | 07-08 | 08-09 | 09-10 | 10-11 | 11-12 | 12-13 |
|-----------------|-------|-------|-------|-------|-------|-------|
| Stone Mountain | 288 | 365 | 401 | 447 | 503 | 568 |
| Ranch View MS | 981 | 1,009 | 1,009 | 1,021 | 1,043 | 1,049 |
| ThunderRidge HS | 1,566 | 1,655 | 1,749 | 1,791 | 1,848 | 1,895 |



Ranch View Middle School

Funded by 1997 Bond

Facility Profile

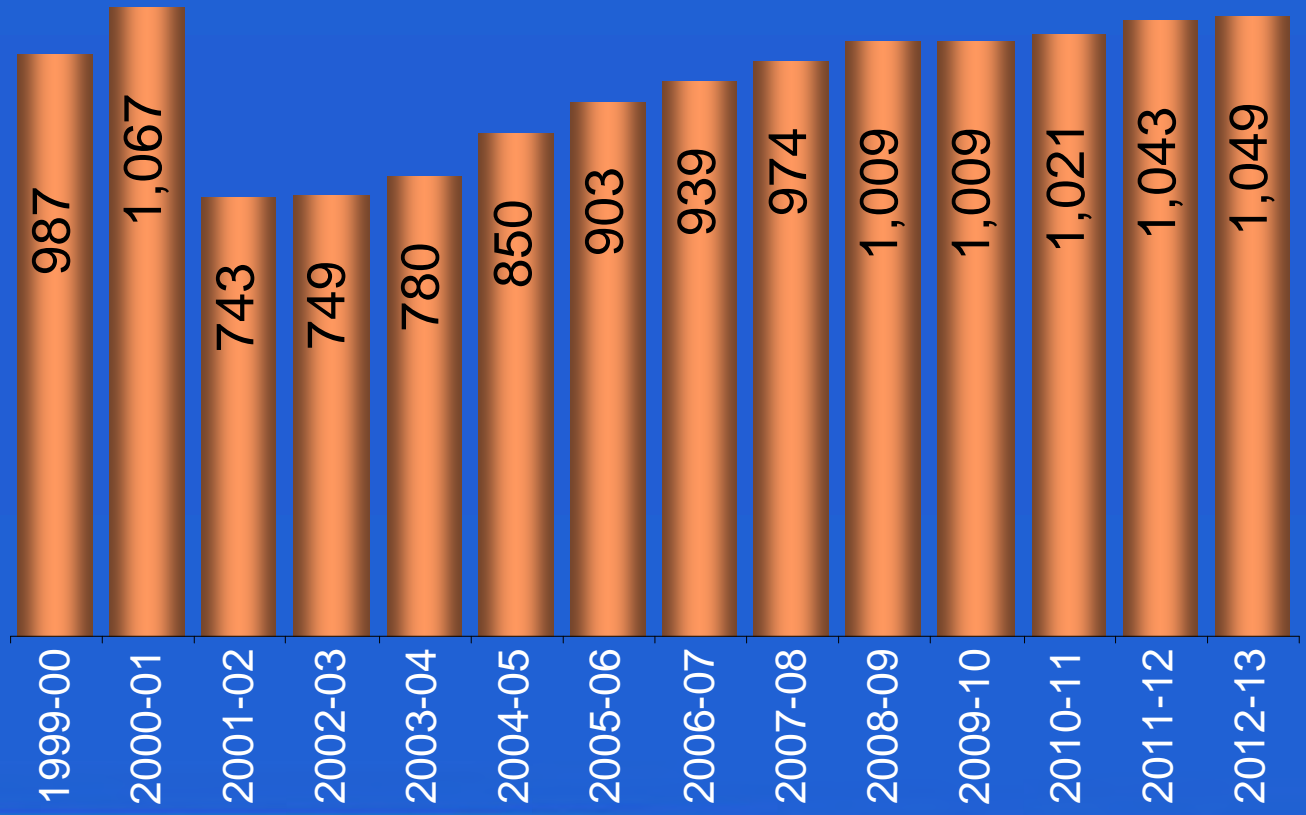
| | |
|-----------------------|--------------|
| Opened: | 1998 |
| Acreage: | 20.00 |
| Original Square Feet: | 127,951 |
| Original Cost: | \$13,330,000 |
| Capacity: | 1,000 |



Ranch View Middle School

Enrollment

■ Y-R
■ Conv.





FACILITY IMPROVEMENTS

| | |
|---------|--------------------------------|
| 1999 | <i>New Construction</i> |
| 2004-07 | <i>Technology Improvements</i> |
| 2004 | <i>Security Cameras</i> |
| 2004 | <i>Security Access Control</i> |
| 2007 | <i>Security Kiosk</i> |

2008 BOND PLANNED

| |
|-------------------------------|
| <i>Gym Floor Resurfacing</i> |
| <i>Floor Repair - Commons</i> |



ThunderRidge High School

Funded by 1993 Bond

Facility Profile

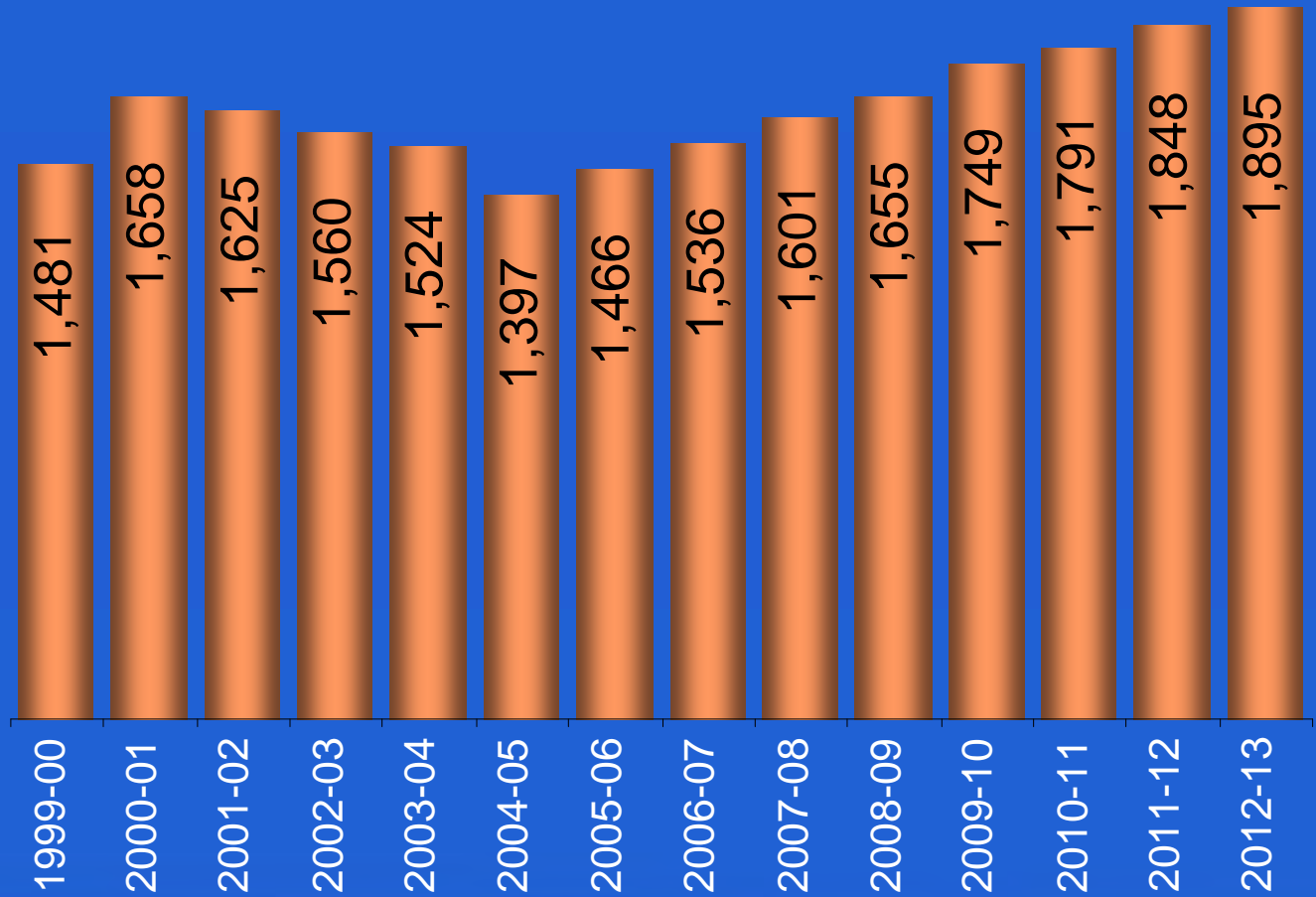
| | |
|-----------------------|--------------|
| Opened: | 1996 |
| Acreage: | 50.00 |
| Original Square Feet: | 206,272 |
| Current Square Feet: | 240,640 |
| Original Cost: | \$20,472,500 |
| Capacity: | 2,000 |



ThunderRidge High School

Enrollment

Y-R
Conv.





FACILITY IMPROVEMENTS

| | |
|---------|----------------------------------|
| 1998 | 34,368 Sq. Ft. " F" Pod Addition |
| 2004 | Artificial Turf |
| 2004 | Batting Cages |
| 2004 | Chiller |
| 2006 | Clearstory Windows |
| 2006 | Tennis Courts |
| 2004-07 | Technology Improvements |
| 2004 | Security Cameras |
| 2004 | Security Access Control |
| 2007 | Security Kiosk |

2008 BOND PLANNED IMPROVEMENTS

Scheduled Facility Improvements

Technology Improvements