

# *Roxborough Primary Roxborough Intermediate*

*Ensuring Student  
Success*





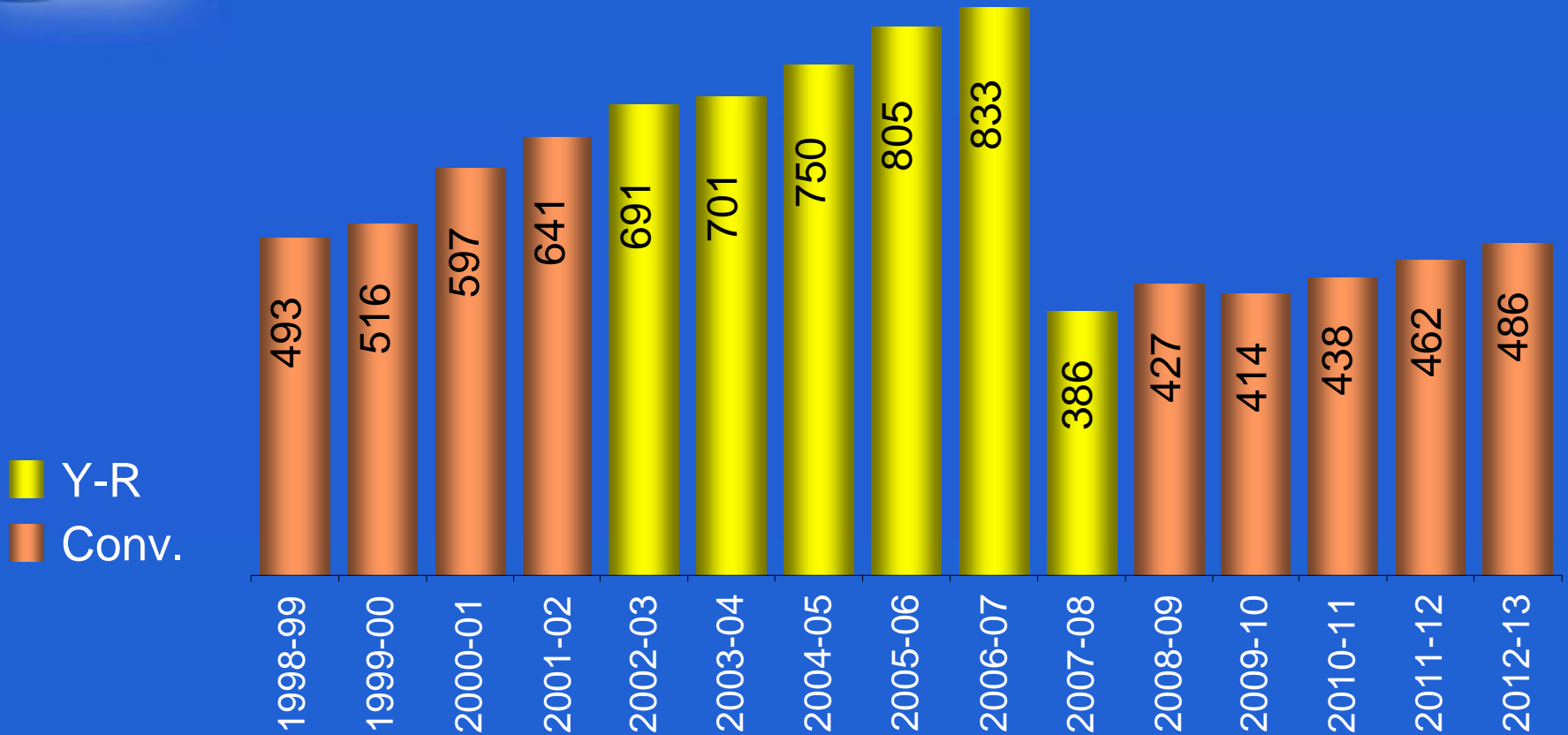
# Roxborough Primary

Funded by 1989 Bond

## Facility Profile

Opened:	1991
Acreage:	12.40
Original Square Feet:	52,955
Original Cost:	\$4,428,000
Capacity - Conventional:	510
Capacity - Conventional with Mobiles:	660
Capacity - Year-Round	680
Capacity - Year-Round with Mobiles:	830

# Roxborough Primary Enrollment





**FACILITY IMPROVEMENTS**

2000	<i>Playground Improvement</i>
2001	<i>Parking Lot Improvement</i>
2002	<i>Generator</i>
2004	<i>Carpet Replacement</i>
2004	<i>Intercom</i>
2009	<i>Addition/Remodel (2006 Bond)</i>
2004-07	<i>Technology Improvements</i>
2004	<i>Security Cameras/Radio Systems</i>
2005	<i>Security Access</i>

**2008 BOND PLANNED IMPROVEMENTS**

*Technology Improvements*

# Bond Project Summary



	ThunderRidge High School	Ranch View Middle School	Roxborough Primary
Built	1996	1998	1991
1997 Bond		New School	
2000 Bond	"F" Pod Addition		
2003 Bond			
2006 Bond			Major Renovation
2008 Bond	Scheduled Facility Improvement	Capital Improvements	
	New elementary school to provide capacity relief for the TRHS Feeder Area		

# Enrollment



	07-08	08-09	09-10	10-11	11-12	12-13
Roxborough Primary	392	427	414	438	462	486
Ranch View MS	981	1,009	1,009	1,021	1,043	1,049
ThunderRidge HS	1,566	1,655	1,749	1,791	1,848	1,895



# Roxborough Intermediate

*Funded by 2006 Bond*

## *Facility Profile*

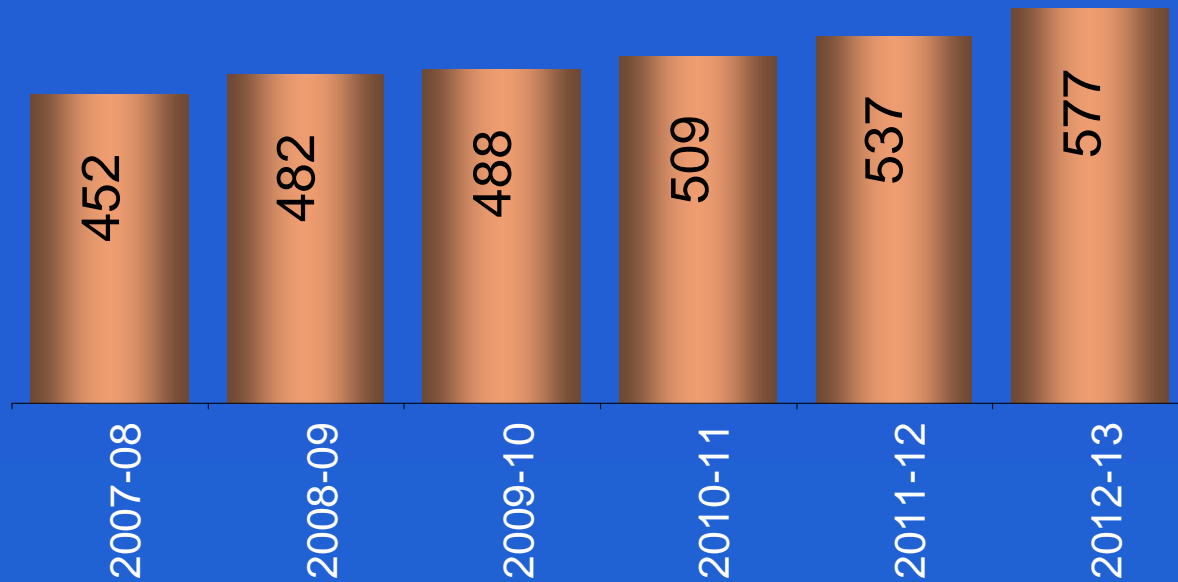
Opened:	2007
Acreage:	14.00
Original Square Feet:	68,751
Original Cost:	\$15,500,000
Capacity - Conventional:	600
Capacity - Conventional with Mobiles:	750
Capacity - Year-Round	750
Capacity - Year-Round with Mobiles:	900

# Roxborough Intermediate

## Enrollment



■ Y-R  
■ Conv.



# Bond Project Summary



	ThunderRidge High School	Ranch View Middle School	Roxborough Intermediate
Built	1996	1998	2008
1997 Bond		New School	
2000 Bond	"F" Pod Addition		
2003 Bond			
2006 Bond			New School
2008 Bond	Scheduled Facility Improvement	Capital Improvements	
	New elementary school to provide capacity relief for the TRHS Feeder Area		

# Enrollment



	07-08	08-09	09-10	10-11	11-12	12-13
Roxborough Intermediate	451	482	488	509	537	557
Ranch View MS	981	1,009	1,009	1,021	1,043	1,049
ThunderRidge HS	1,566	1,655	1,749	1,791	1,848	1,895



# *Ranch View Middle School*

*Funded by 1997 Bond*

## *Facility Profile*

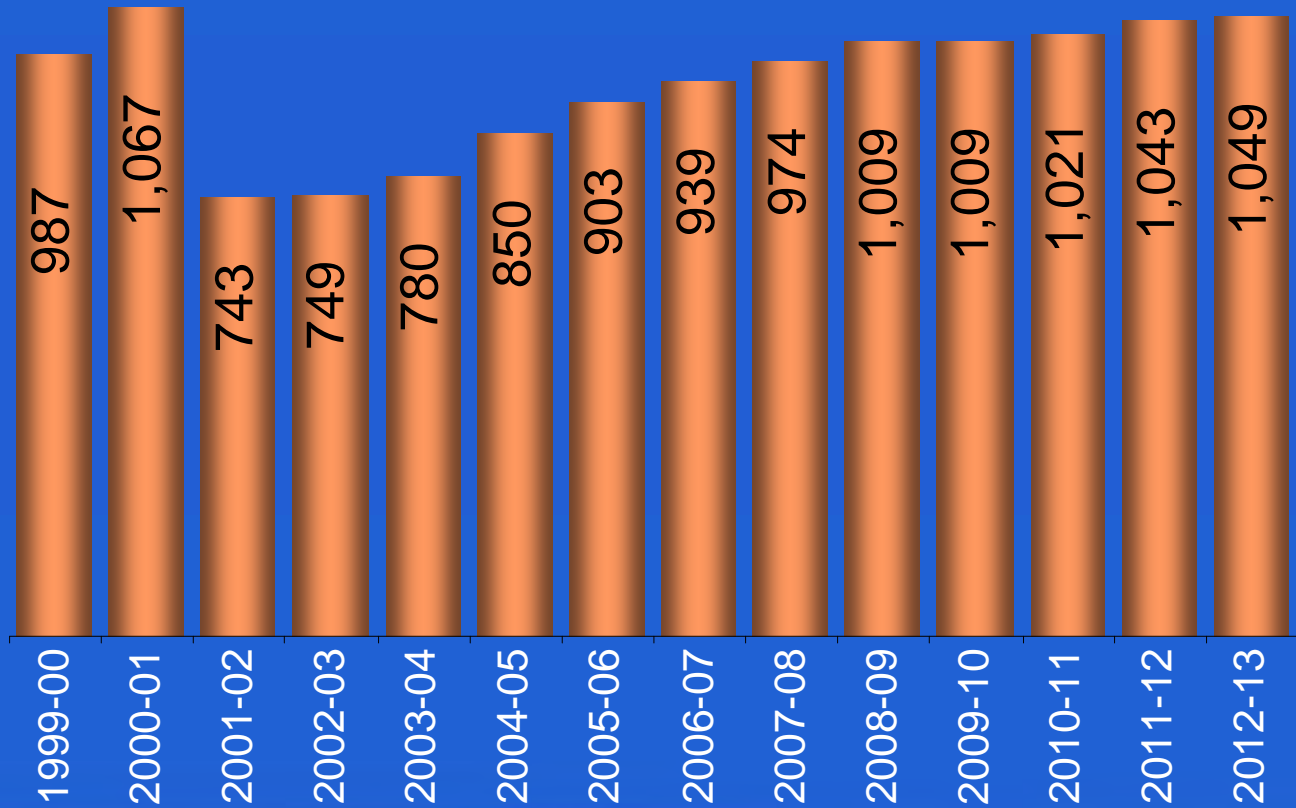
Opened:	1998
Acreage:	20.00
Original Square Feet:	127,951
Original Cost:	\$13,330,000
Capacity:	1,000

# Ranch View Middle School

## Enrollment



■ Y-R  
■ Conv.





## FACILITY IMPROVEMENTS

1999	<i>New Construction</i>
2004-07	<i>Technology Improvements</i>
2004	<i>Security Cameras</i>
2004	<i>Security Access Control</i>
2007	<i>Security Kiosk</i>

## 2008 BOND PLANNED

<i>Gym Floor Resurfacing</i>
<i>Floor Repair - Commons</i>



# ThunderRidge High School

Funded by 1993 Bond

## Facility Profile

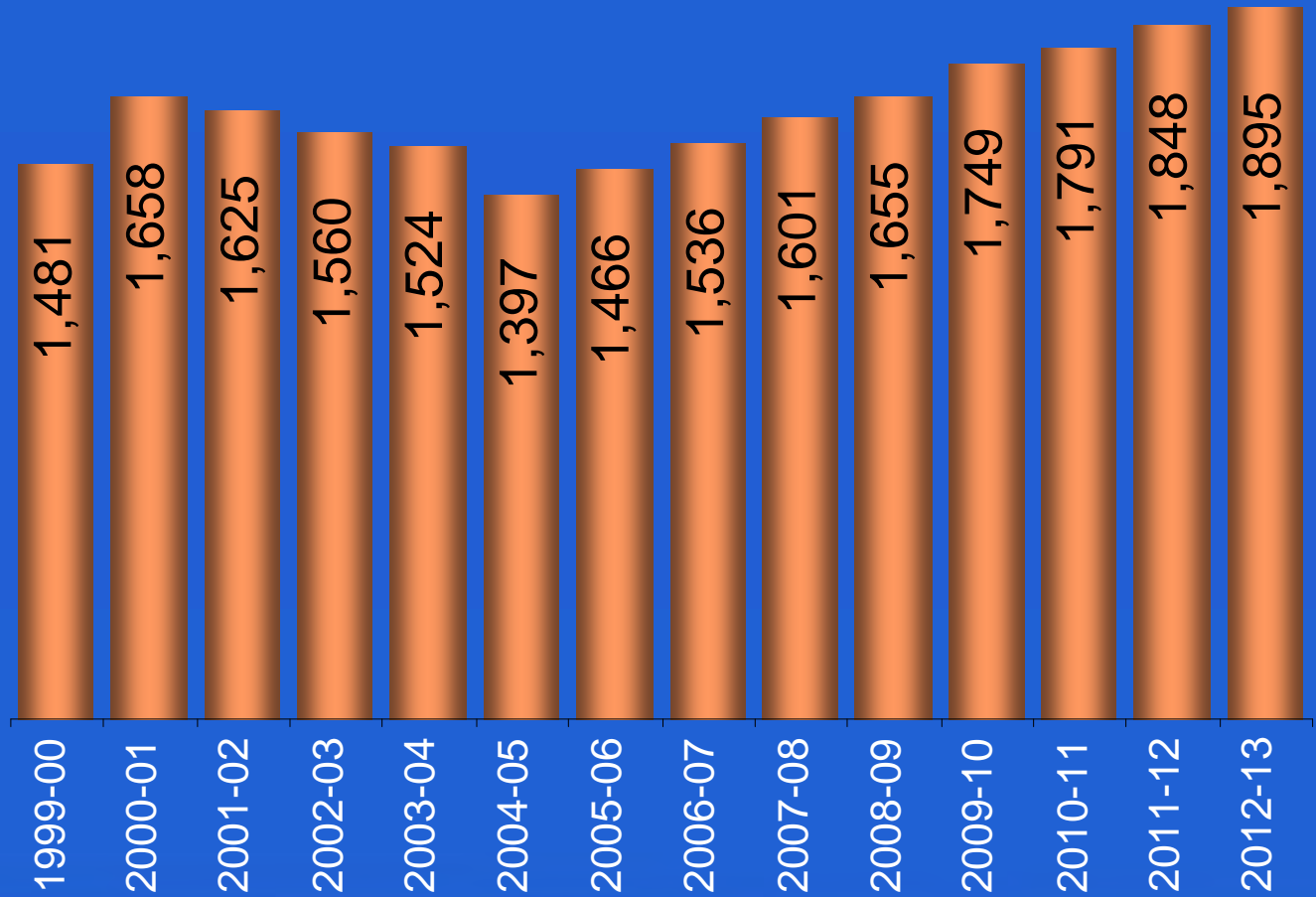
Opened:	1996
Acreage:	50.00
Original Square Feet:	206,272
Current Square Feet:	240,640
Original Cost:	\$20,472,500
Capacity:	2,000



# ThunderRidge High School

## Enrollment

Y-R  
Conv.





## FACILITY IMPROVEMENTS

1998	34,368 Sq. Ft. " F" Pod Addition
2004	Artificial Turf
2004	Batting Cages
2004	Chiller
2006	Clearstory Windows
2006	Tennis Courts
2004-07	Technology Improvements
2004	Security Cameras
2004	Security Access Control
2007	Security Kiosk

## 2008 BOND PLANNED IMPROVEMENTS

*Scheduled Facility Improvements*

*Technology Improvements*