

Eldorado Elementary

Ensuring Student Success





Eldorado Elementary

Funded by 2000 Bond

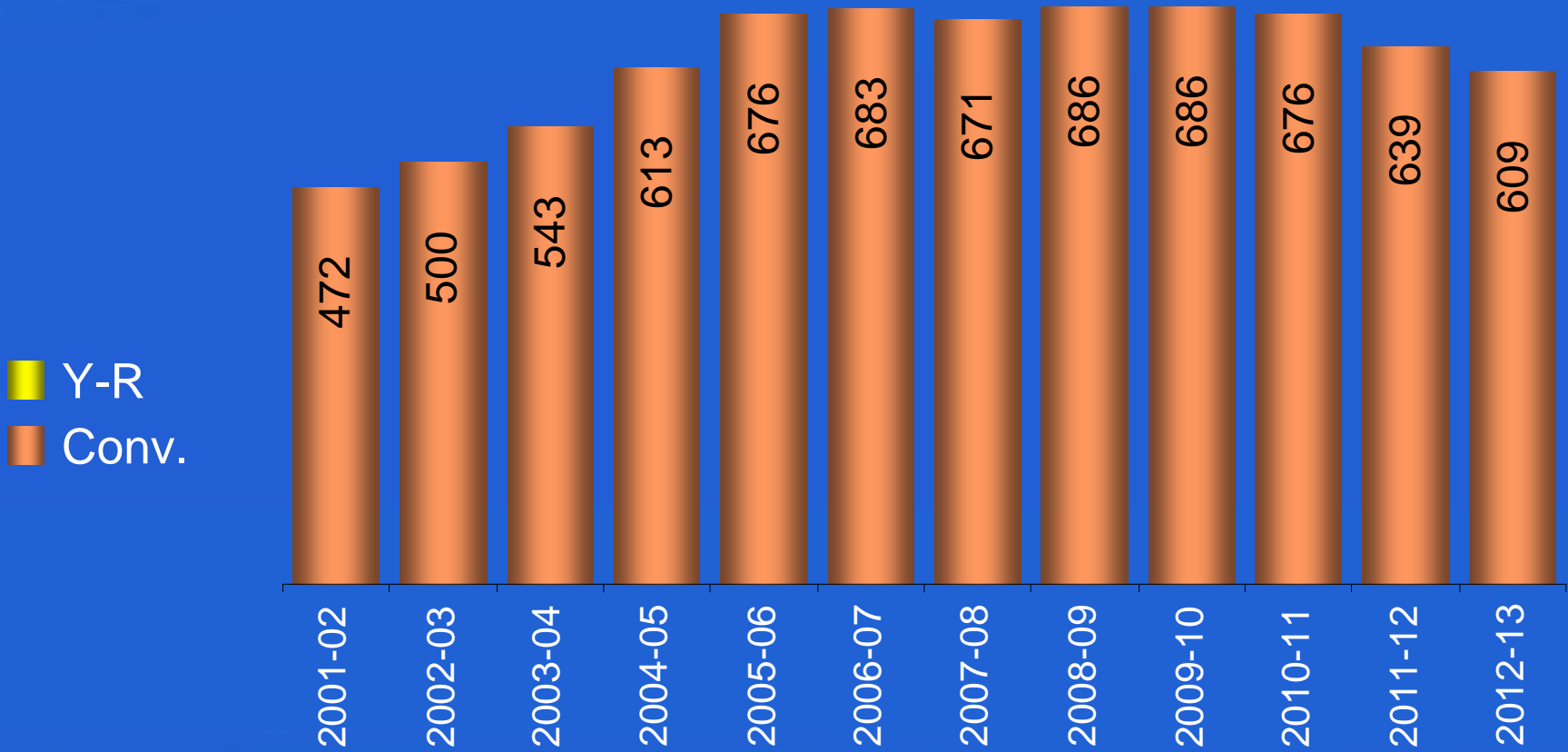
Facility Profile

Opened:	2001
Acreage:	10.00
Original Square Feet:	51,688
Original Cost:	\$7,867,700
Capacity - Conventional:	510
Capacity - Conventional with Mobiles:	660
Capacity - Year-Round	680
Capacity - Year-Round with Mobiles:	830



Eldorado Elementary

Enrollment





FACILITY IMPROVEMENTS

2001	<i>New Construction</i>
2004-07	<i>Technology Improvements</i>
2005	<i>Technology Improvements</i>
2006	<i>Technology Improvements</i>
2007	<i>Technology Improvements</i>
2004	<i>Security Cameras/Radio Systems</i>
2005	<i>Security Access</i>

**2008 BOND
PLANNED IMPROVEMENTS**

Technology Improvements

Bond Project Summary



	ThunderRidge High School	Ranch View Middle School	Eldorado Elementary
Built	1996	1998	2001
1997 Bond		New School	
2000 Bond	"F" Pod Addition		New School
2003 Bond			
2006 Bond			
2008 Bond	Scheduled Facility Improvement	Capital Improvements	
	New elementary school to provide capacity relief for the TRHS Feeder Area		

Enrollment



	Current	08-09	09-10	10-11	11-12	12-13
ThunderRidge HS	1,566	1,655	1,749	1,791	1,848	1,895
Ranch View MS	981	1,009	1,009	1,021	1,043	1,049
Eldorado	664	686	686	676	639	609
With Passage of 2008 Bond Initiative						
Eldorado				*510	*510	*510
New Elementary School				680	680	680

* Target enrollment TBD by new elementary school boundary



Ranch View Middle School

Funded by 1997 Bond

Facility Profile

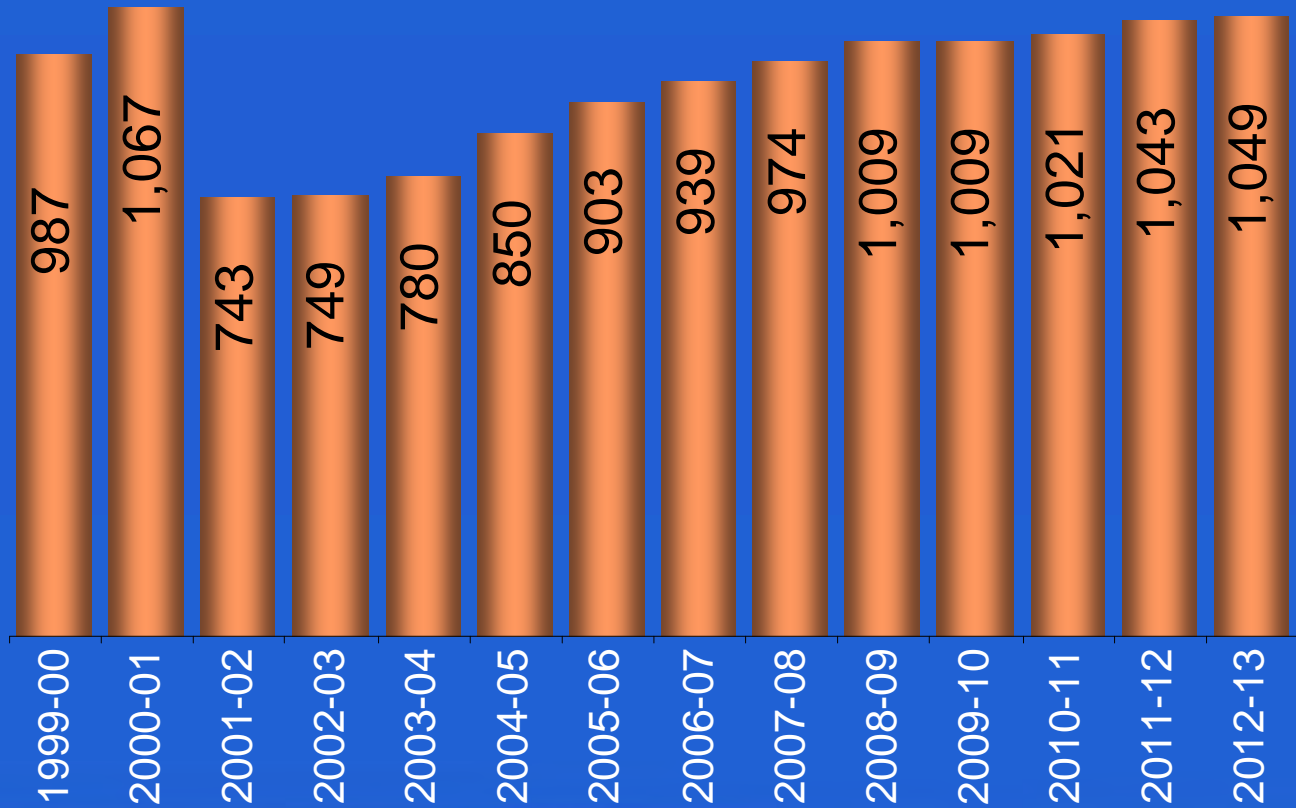
Opened:	1998
Acreage:	20.00
Original Square Feet:	127,951
Original Cost:	\$13,330,000
Capacity:	1,000



Ranch View Middle School

Enrollment

■ Y-R
■ Conv.





FACILITY IMPROVEMENTS

1999	<i>New Construction</i>
2004-07	<i>Technology Improvements</i>
2004	<i>Security Cameras</i>
2004	<i>Security Access Control</i>
2007	<i>Security Kiosk</i>

2008 BOND PLANNED

<i>Gym Floor Resurfacing</i>
<i>Floor Repair - Commons</i>



ThunderRidge High School

Funded by 1993 Bond

Facility Profile

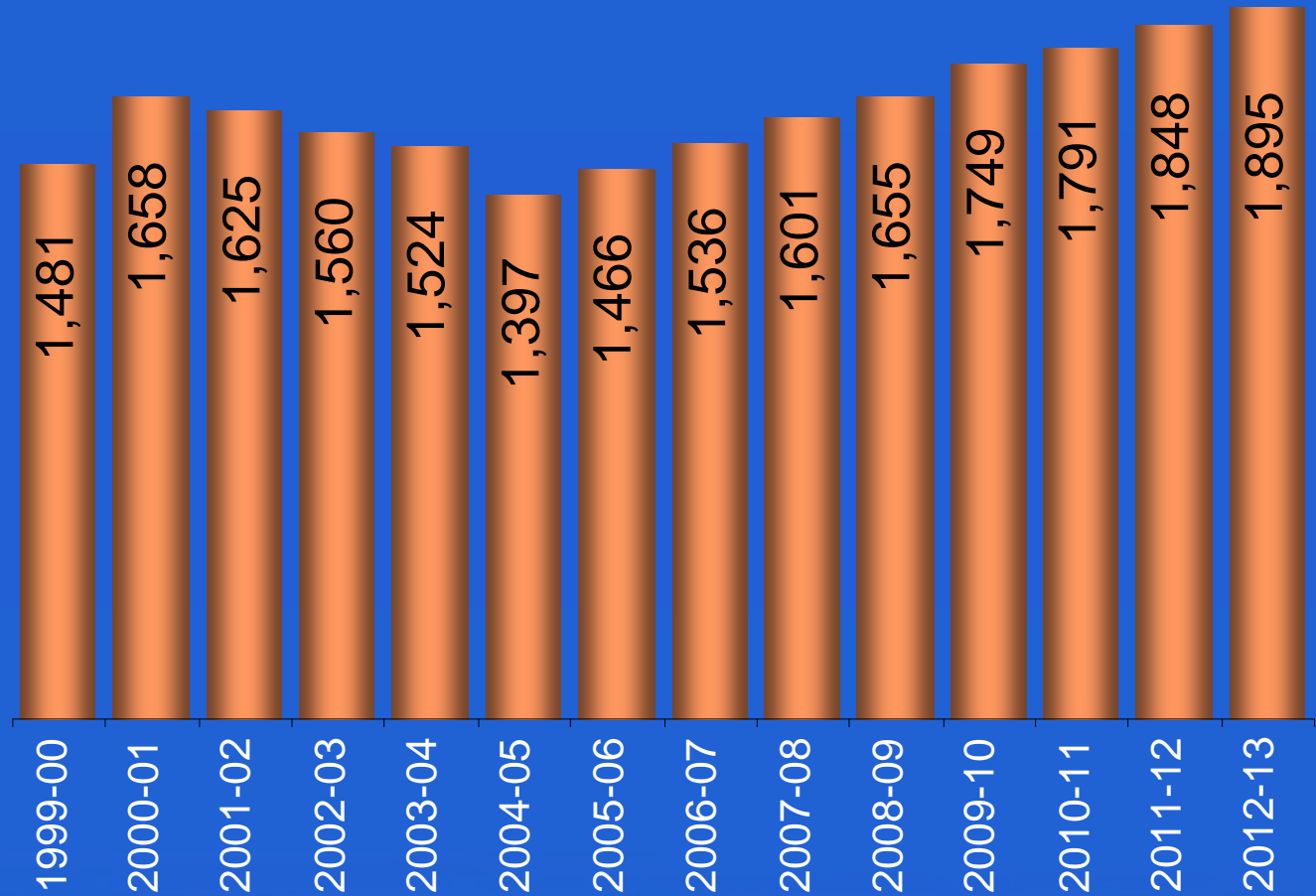
Opened:	1996
Acreage:	50.00
Original Square Feet:	206,272
Current Square Feet:	240,640
Original Cost:	\$20,472,500
Capacity:	2,000



ThunderRidge High School

Enrollment

Y-R
Conv.





FACILITY IMPROVEMENTS

1998	34,368 Sq. Ft. " F" Pod Addition
2004	Artificial Turf
2004	Batting Cages
2004	Chiller
2006	Clearstory Windows
2006	Tennis Courts
2004-07	Technology Improvements
2004	Security Cameras
2004	Security Access Control
2007	Security Kiosk

2008 BOND PLANNED IMPROVEMENTS

Scheduled Facility Improvements

Technology Improvements