



Mountain View Elementary Northeast Elementary



*Ensuring Student
Success*



Mountain View Elementary

Funded by 1978 Bond

Facility Profile

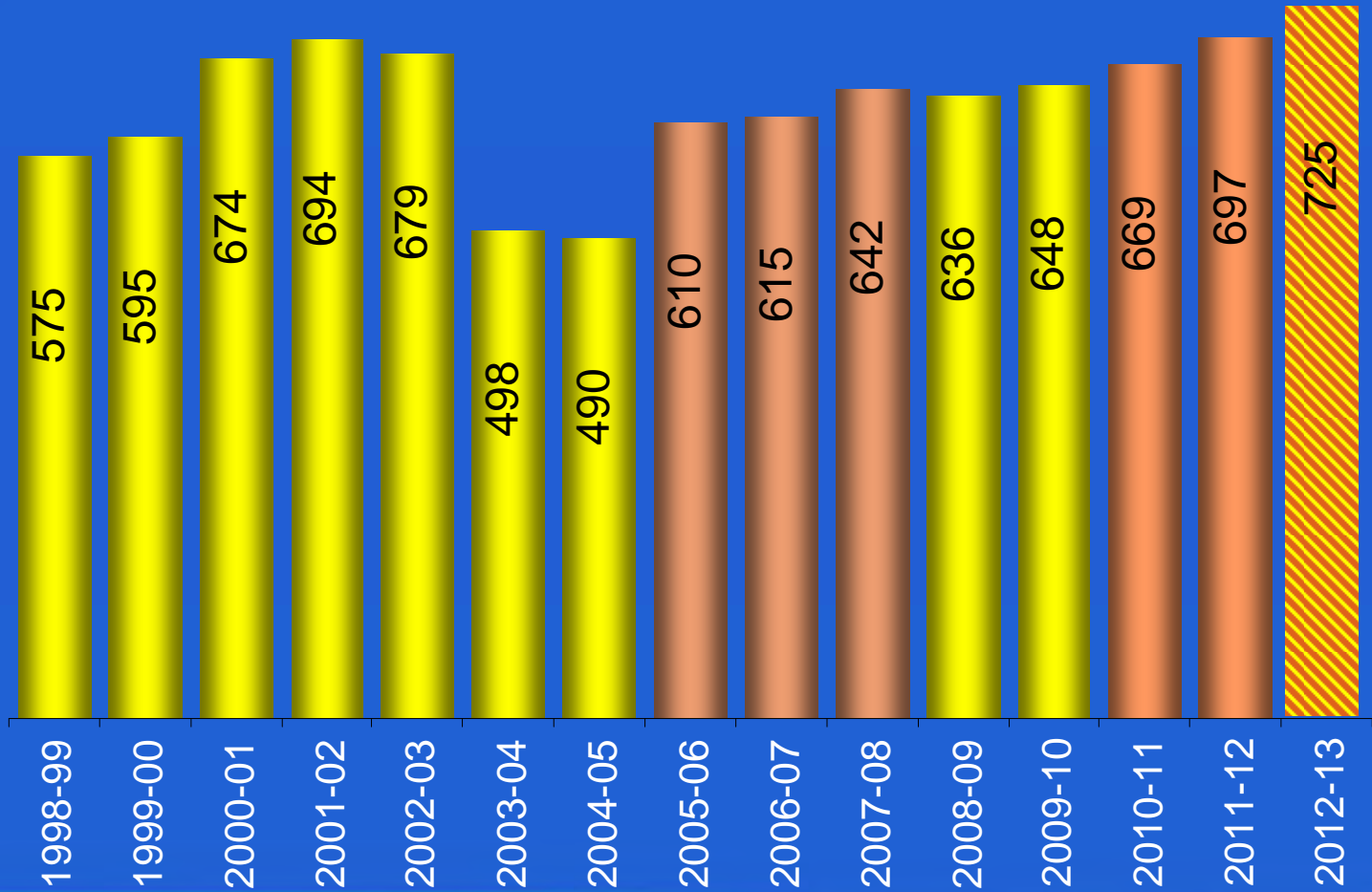
Opened:	1980
Acreage:	18.35
Original Square Feet:	43,360
Current Square Feet:	48,638
Original Cost:	\$1,678,029
Capacity - Conventional:	552
Capacity - Conventional with Mobiles:	702
Capacity - Year-Round	736
Capacity - Year-Round with Mobiles:	886



Mountain View Elementary

Enrollment

- Y-R
- Conv.
- Without Successful 2008 Bond





FACILITY IMPROVEMENTS

1994	<i>Roof Improvements</i>
1997	<i>Carpet Replacement (classrooms)</i>
1999	<i>Bathroom Improvement</i>
2000	<i>Parking Lot Improvement</i>
2001	<i>5,278 Sq. Ft. Addition/Remodel</i>
2000	<i>Playground Improvement</i>
2006	<i>Carpet Replacement</i>
2006	<i>Roof Replacement</i>
2004-07	<i>Technology Improvements</i>
2004	<i>Security Cameras/Radio Systems</i>
2005	<i>Security Access</i>

**2008 BOND
PLANNED IMPROVEMENTS**

<i>Clock System Upgrade</i>
<i>Technology Improvements</i>

Bond Project Summary



	Ponderosa High School	Sagewood Middle School	Mountain View Primary
Built	1982	1999	1980
1997 Bond		New School	
2000 Bond			Major Renovation
2003 Bond			
2006 Bond			
2008 Bond	Scheduled Facility Improvements	Capital Improvements	
	New elementary school to provide capacity relief for the PHS Feeder Area		

Enrollment

	07-08	08-09	09-10	10-11	11-12	12-13
Ponderosa HS	2,005	1,925	1,848	1,705	1,633	1,728
Sagewood MS	1,133	* 696	770	835	882	944
Mountain View	653	636	648	669	697	725
Northeast	577	546	548	537	549	575

*Cimarron Middle School Opens

	With Passage of 2008 Bond Initiative		
Mountain View		* 552	* 552
Northeast		* 468	* 468
New Elementary School		680	680

* Target enrollment TBD by new elementary school bounda



Northeast Elementary

Funded by 1960 Bond

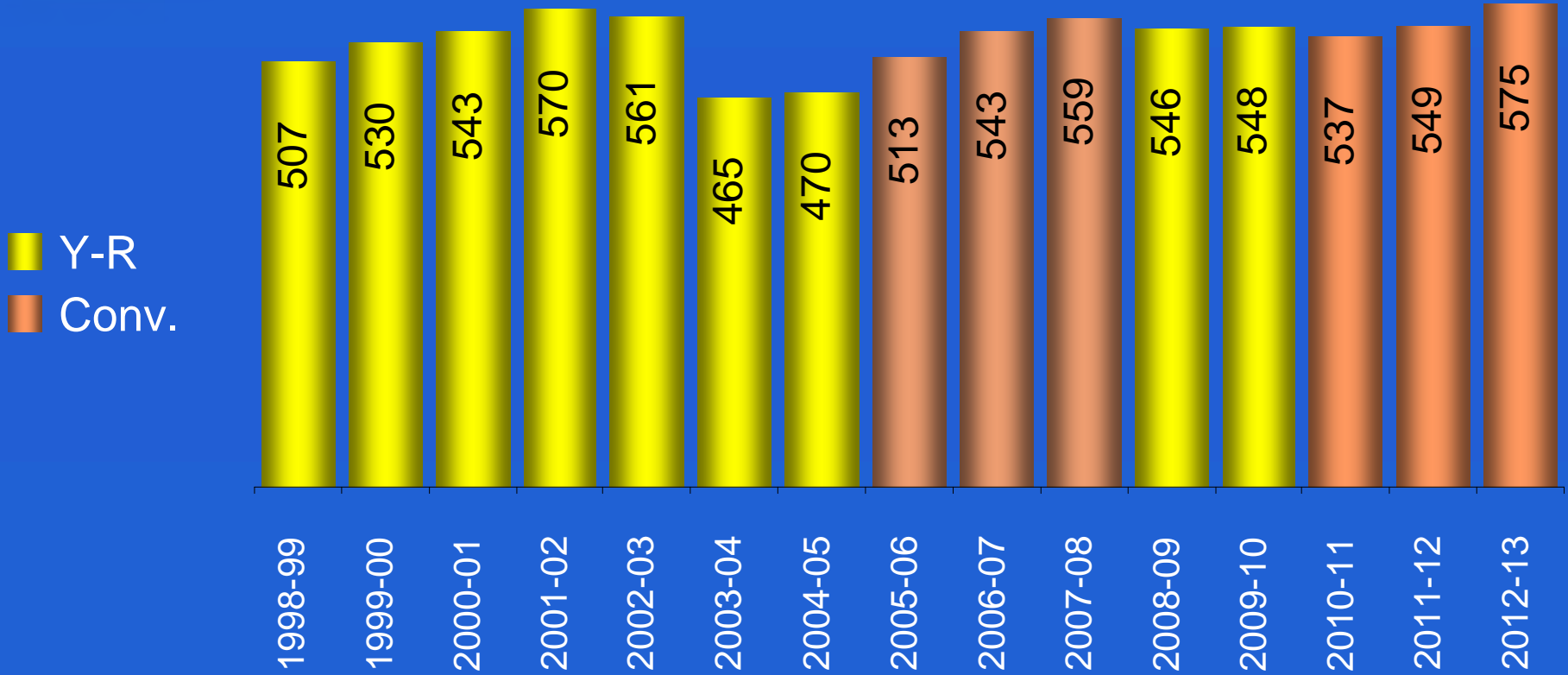
Facility Profile

Opened:	1966
Acreage:	15.00
Original Square Feet:	34,698
Current Square Feet:	47,660
Original Cost:	\$695,000
Capacity - Conventional:	468
Capacity - Conventional with Mobiles:	618
Capacity - Year-Round	624
Capacity - Year-Round with Mobiles:	774



Northeast Elementary

Enrollment





FACILITY IMPROVEMENTS

1992	8,642 Sq. Ft. Addition/Remodel
1999	Roof Replacement
1999	Sidewalk
2001	Playground Improvements
2001	Access Road
2002	1,540 Sq. Ft. Addition/Remodel
2006	Kitchen Make-up Air
2004-07	Technology Improvements
2004	Security Cameras/Radio Systems
2005	Security Access

2008 BOND PLANNED IMPROVEMENTS

Mechanical Improvements - Chillers

Technology Improvements

Bond Project Summary



	Ponderosa HS	Sagewood MS	Northeast
Built	1982	1999	1966
1997 Bond		New School	
2000 Bond			Major Renovation
2003 Bond			
2006 Bond			
2008 Bond	Major Renovation	Capital Imp.	
	Two new elementary schools to provide capacity relief for the PHS Feeder Area		

Enrollment



	Current	08-09	09-10	10-11	11-12	12-13
Ponderosa HS	2,005	1,925	1,848	1,705	1,633	1,728
Sagewood MS	1,133	* 696	770	835	882	944
Mountain View	653	636	648	669	697	725
Northeast	577	546	548	537	549	575

* Cimarron Middle School opens

	With Passage of 2008 Bond Initiative					
Mountain View				* 552	*552	*552
Northeast				*468	*468	*468
New Elementary School				680	680	680

* Target enrollment TBD by new elementary school boundary



Sagewood Middle School

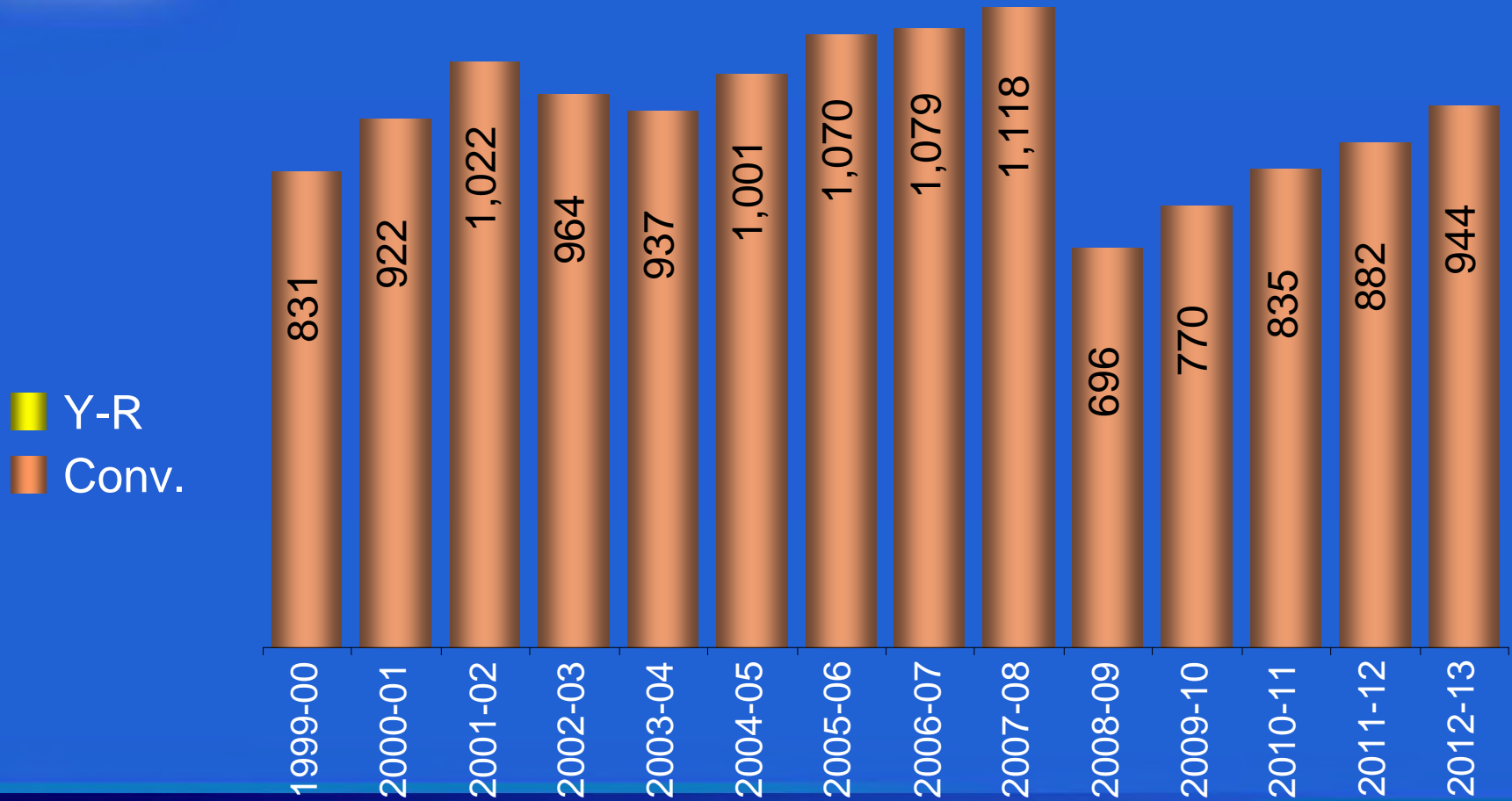
Funded by 1997 Bond

Facility Profile

Opened:	1999
Acreage:	23.3
Original Square Feet:	127,951
Original Cost:	\$14,511,000
Capacity:	1,000

Sagewood Middle School

Enrollment





FACILITY IMPROVEMENTS

2006	<i>HVAC Upgrade</i>
2004-07	<i>Technology Improvements</i>
2004	<i>Security Cameras</i>
2004	<i>Security Access Control</i>

2008 BOND PLANNED IMPROVEMENTS

<i>Track Resurfacing</i>
<i>Floor Repair</i>
<i>Clock System Upgrade</i>
<i>Technology Improvements</i>



Ponderosa High School

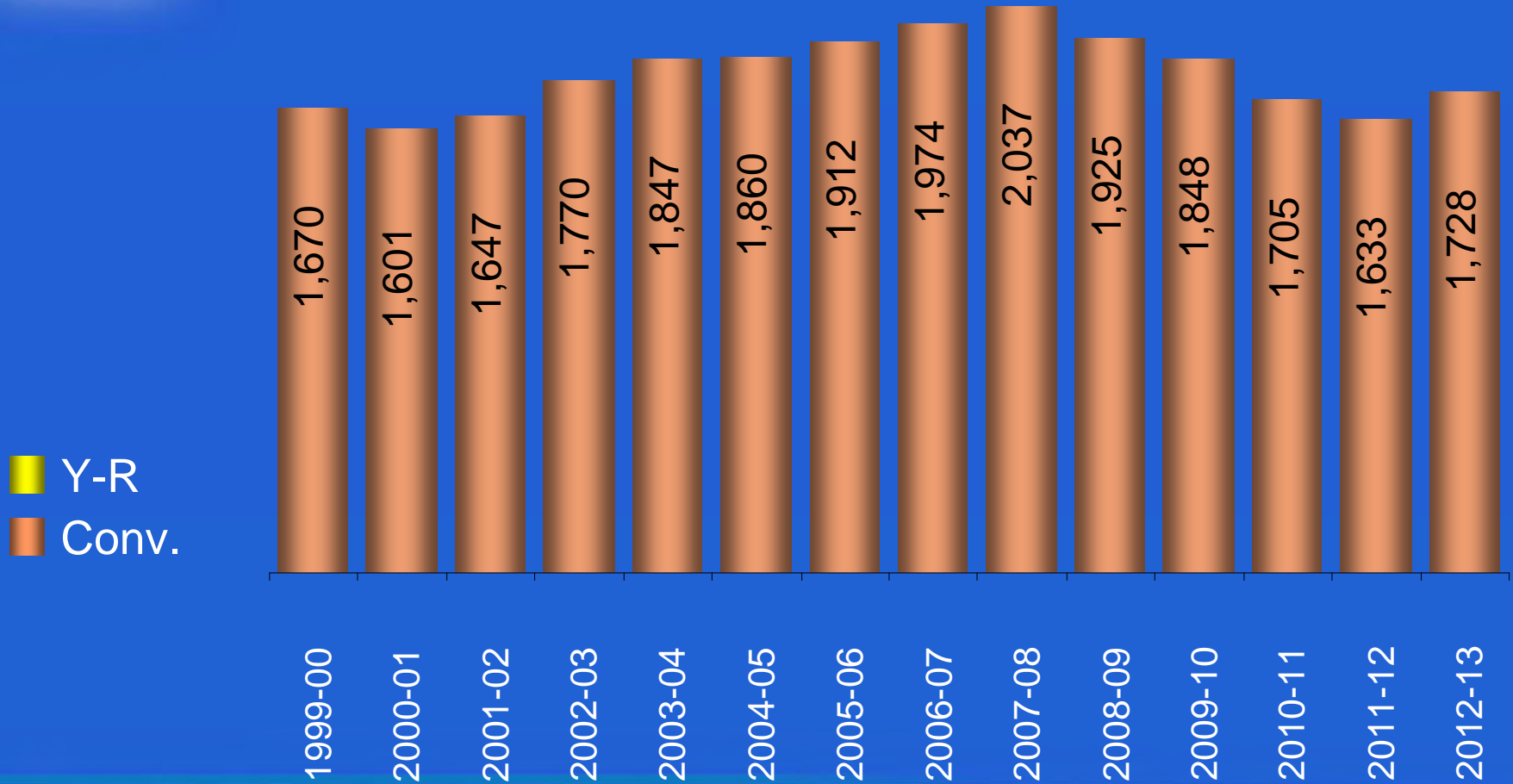
Funded by 1978 Bond

Facility Profile

Opened:	1982
Acreage:	65.0
Original Square Feet:	165,000
Current Square Feet:	248,300
Original Cost:	\$6,000,000
Capacity:	2000

Ponderosa High School

Enrollment



FACILITY IMPROVEMENTS

1992	60,000 Sq. Ft. Addition/Remodel
1994	23,300 Sq. Ft. Addition/Remodel
1995	Parking Lot Improvement
1996	HVAC Improvement
1998	Roof Repair
1998	Water Main
1999	Gym Floor Replacement
2000	Boilers
2000	Running Track
2002	Addition/Remodel
2003	Artificial Turf
2004	Air Handling Units
2006	Special Ed. Restrooms
2004-07	Technology Improvements
2004	Security Cameras
2004	Security Access Control
2007	Security Kiosk

2008 BOND PLANNED IMPROVEMENTS

Artificial Turf Replacement
Scheduled Facility Improvements
Technology Improvements