



Copper Mesa Elementary

*Ensuring Student
Success*





Copper Mesa Elementary

Funded by 2000 Bond

Facility Profile

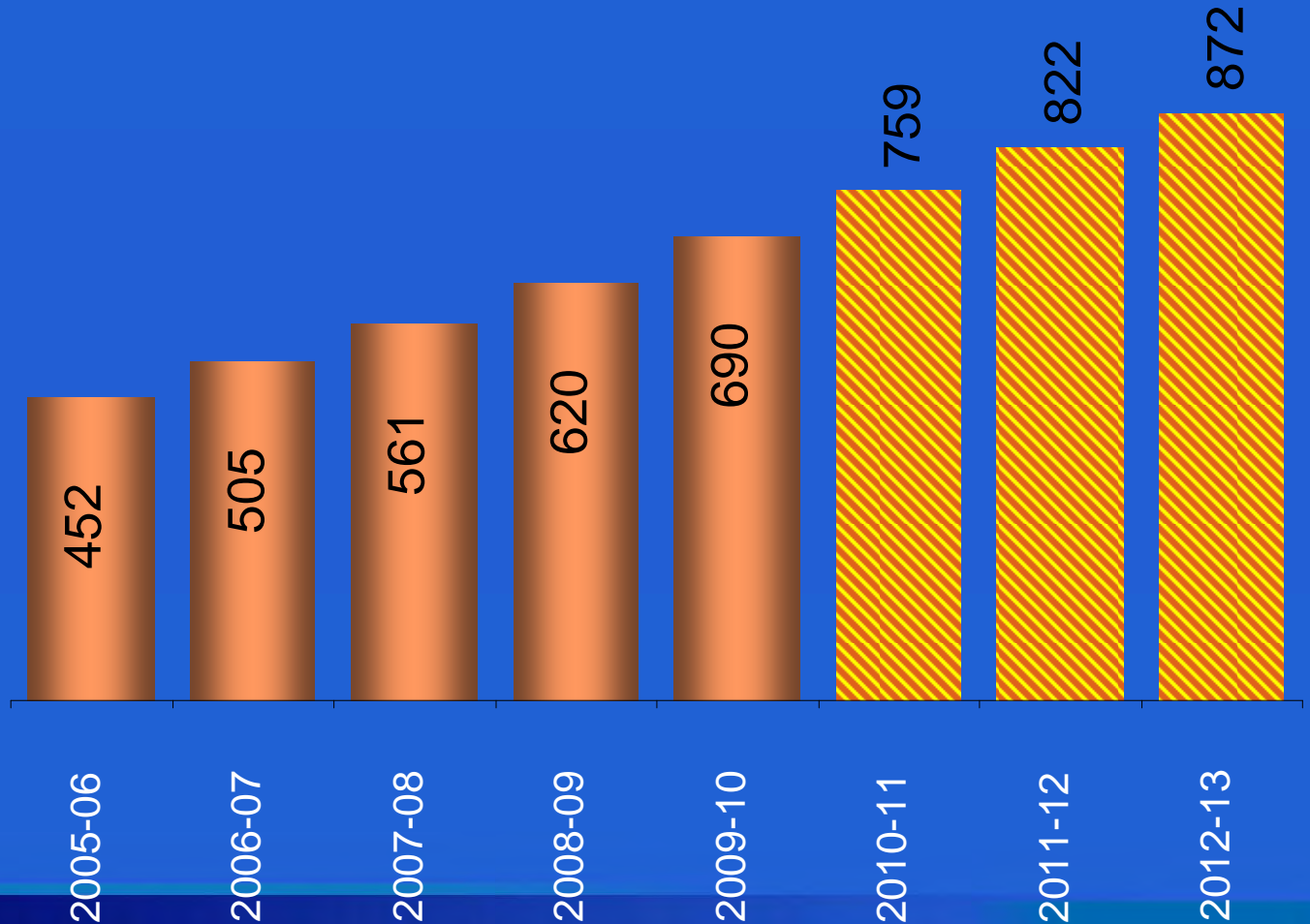
Opened:	2005
Acreage:	10.00
Original Square Feet:	56,566
Original Cost:	\$8,817,900
Capacity - Conventional:	510
Capacity - Conventional with Mobiles:	660
Capacity - Year-Round	680
Capacity - Year-Round with Mobiles:	830



Copper Mesa Elementary

Enrollment

- Y-R
- Conv.
- Without Successful 2008 Bond





FACILITY IMPROVEMENTS

2005	<i>New Construction</i>
2005-07	<i>Technology Improvements</i>

Bond Project Summary



	Mountain Vista High School	Mountain Ridge Middle School	Copper Mesa Elementary
Built	2001	2003	2005
1997 Bond	New School	New School	
2000 Bond			New School
2003 Bond	"F" Pod Addition		
2006 Bond			
2008 Bond	New elementary school provides capacity relief for the MVHS Feeder Area		

Enrollment



	07-08	08-09	09-10	10-11	11-12	12-13
Copper Mesa	561	620	690	759	822	872
Mountain Ridge MS	1,032	1,090	1,085	1,124	1,136	1,194
Mountain Vista HS	1,921	2,004	2,073	2,108	2,177	2,275



Mountain Ridge Middle School

Funded by 2000 Bond

Facility Profile

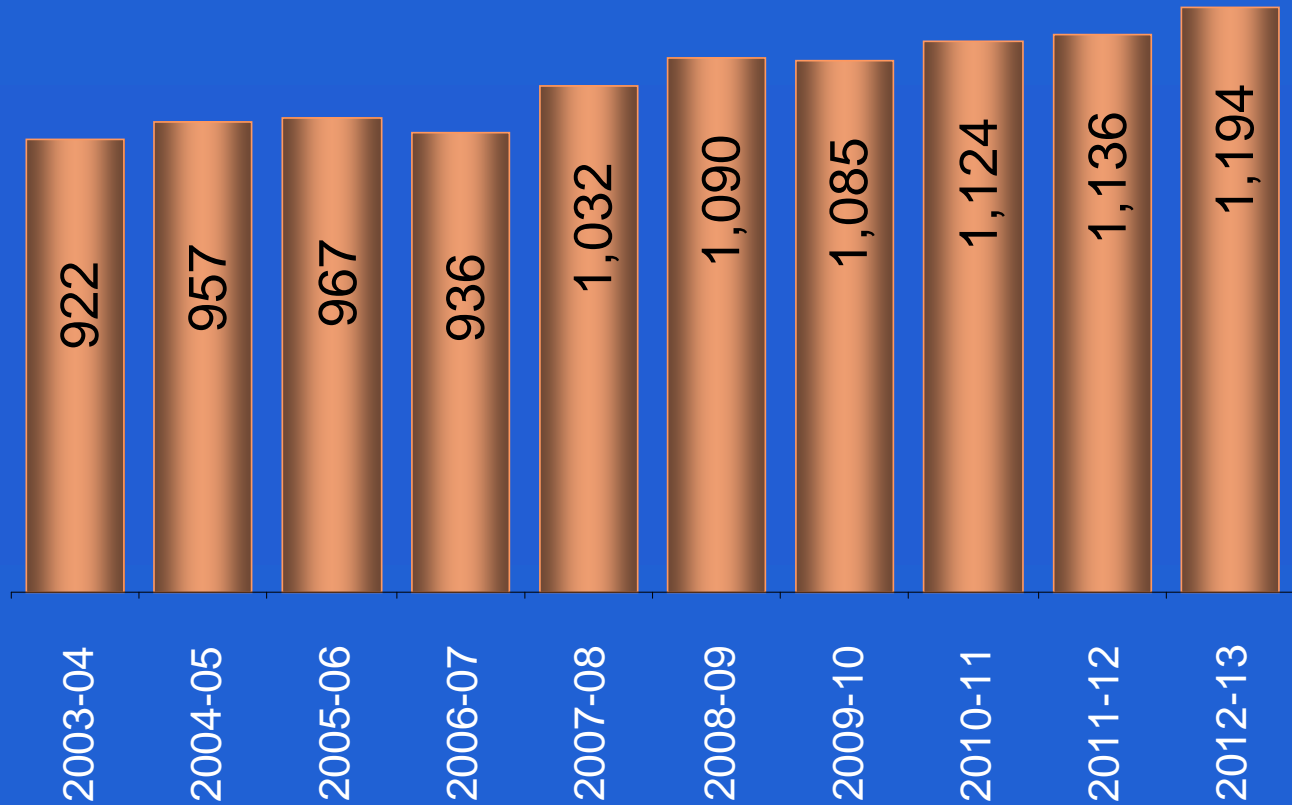
Opened:	2003
Acreage:	31.67
Original Square Feet:	136,760
Original Cost:	\$14,790,600
Capacity:	1,000



Mountain Ridge Middle School

Enrollment

Y-R
Conv.





FACILITY IMPROVEMENTS

<i>2003</i>	<i>New Construction</i>
<i>2004-07</i>	<i>Technology Improvements</i>
<i>2004</i>	<i>Security Cameras</i>
<i>2004</i>	<i>Security Access Control</i>

2008 BOND PLANNED IMPROVEMENTS

Technology Improvements



Mountain Vista High School

Funded by 1997 Bond

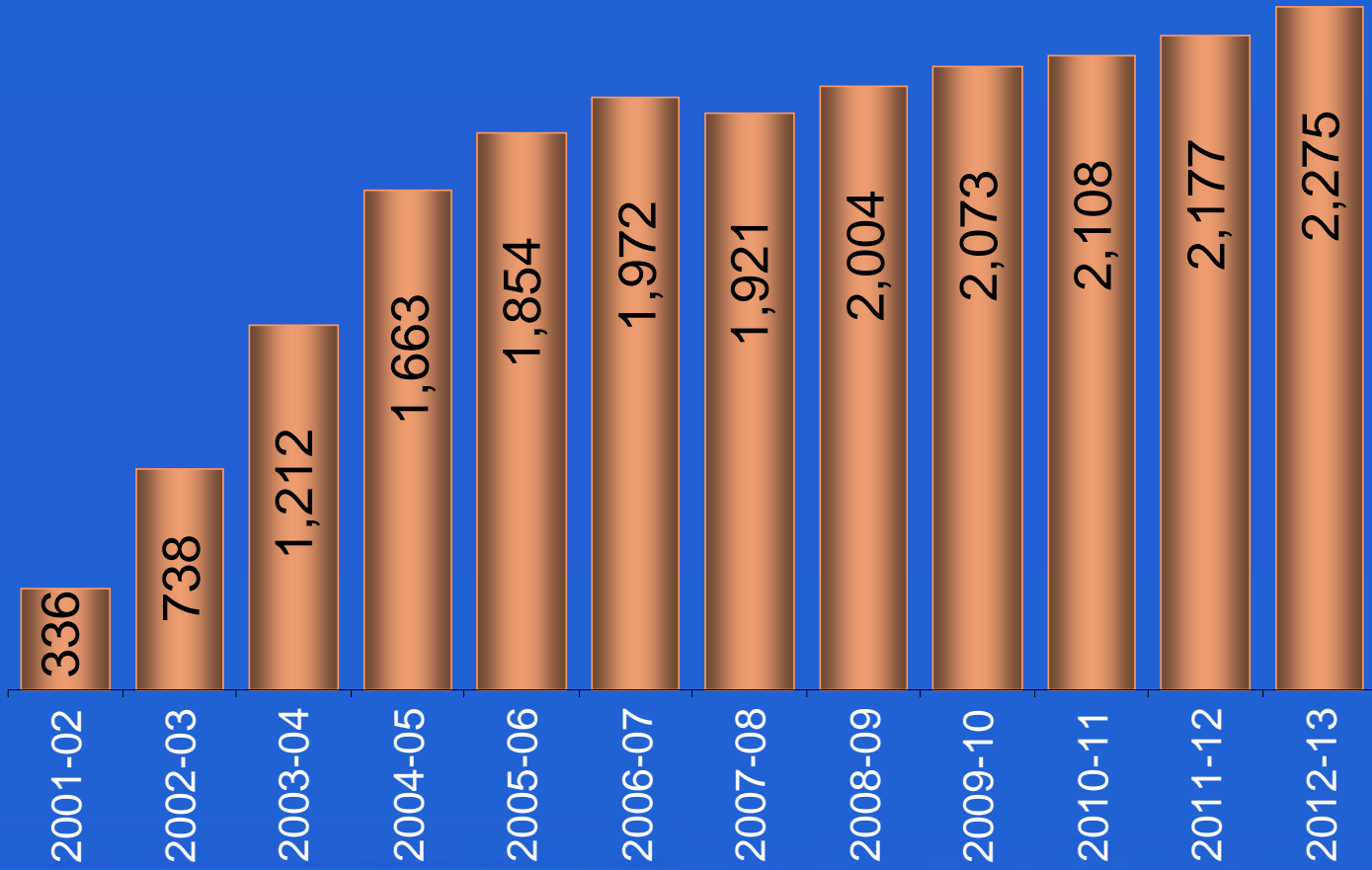
Facility Profile

Opened:	2001
Acreage:	93.17
Original Square Feet:	212,475
Current Square Feet:	241,604
Original Cost:	\$26,699,400
Capacity:	2,000

Mountain Vista High School Enrollment



Y-R
Conv.





FACILITY IMPROVEMENTS

2003	<i>New Construction</i>
2004-07	<i>Technology Improvements</i>
2004	<i>Security Cameras</i>
2004	<i>Security Access Control</i>

2008 BOND PLANNED IMPROVEMENTS

Technology Improvements