



# *Frontier Valley Elementary*



## *Ensuring Student Success*





# Frontier Valley Elementary

Funded by 2000 Bond

## Facility Profile

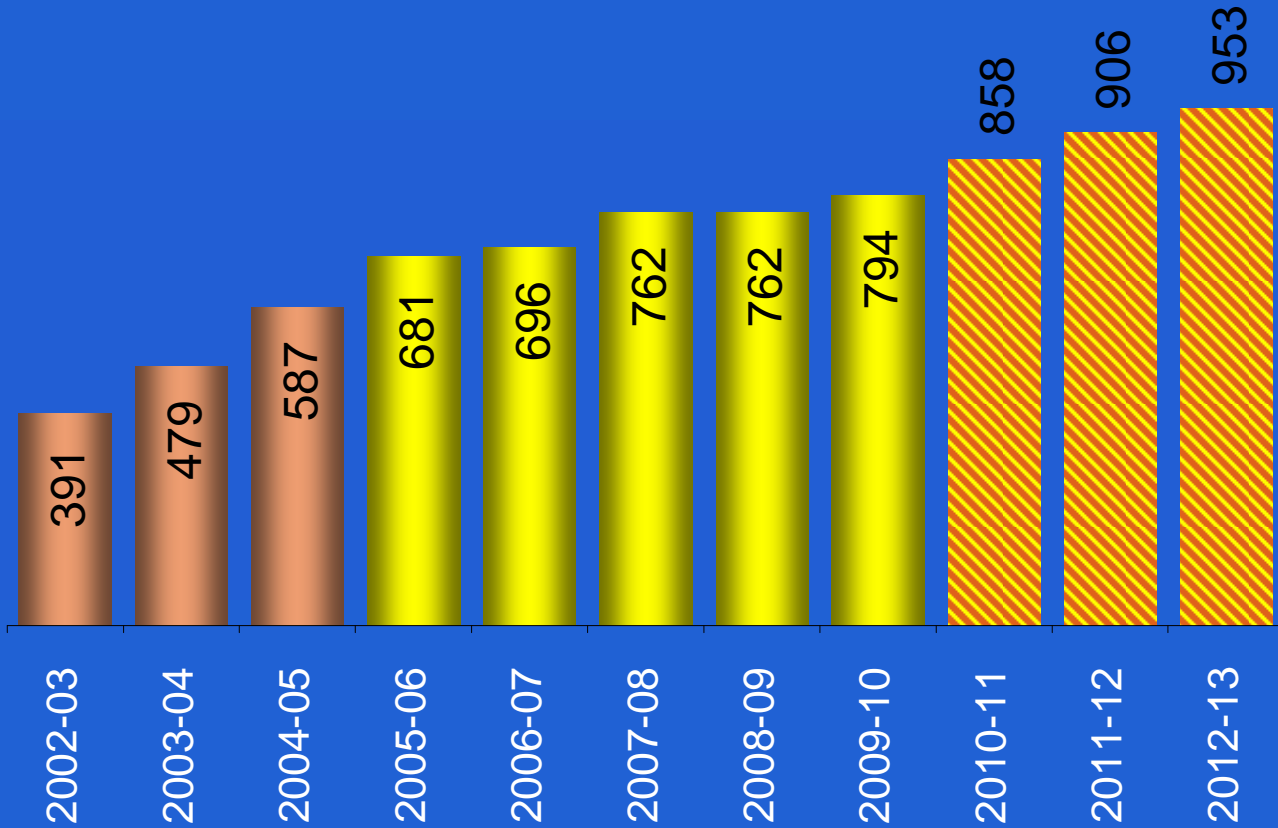
Opened:	2002
Acreage:	9.95
Original Square Feet:	55,868
Original Cost:	\$7,846,800
Capacity - Conventional:	510
Capacity - Conventional with Mobiles:	660
Capacity - Year-Round	680
Capacity - Year-Round with Mobiles:	830

# Frontier Valley Elementary

## Enrollment



■ Y-R  
■ Conv.  
■ Without Successful 2008 Bond





## FACILITY IMPROVEMENTS

<i>2002</i>	<i>New Construction</i>
<i>2004-07</i>	<i>Technology Improvements</i>
<i>2004</i>	<i>Security Cameras/Radio Systems</i>
<i>2005</i>	<i>Security Access</i>

## 2008 BOND PLANNED IMPROVEMENTS

<i>Floor Repair</i>
<i>Technology Improvements</i>

# Bond Project Summary



	Legend High School	Cimarron Middle School	Frontier Valley Elementary
Built	2008	2010	2002
1997 Bond			
2000 Bond			New School
2003 Bond	New School		
2006 Bond	"F" Pod Addition	New School	
2008 Bond	New elementary school to provide capacity relief for the LHS Feeder Area		

# Enrollment



	07-08	08-09	09-10	10-11	11-12	12-13
Legend HS	2,309	2,326	2,266	2,139	1,996	2,001
Cimarron MS	1,246	983	995	1,001	991	1,045
Frontier Valley	762	762	794	858	906	953

\* Gold Rush Elementary opens

	With Passage of 2008 Bond Initiative		
Frontier Valley		* 510	*510
New Elementary School		680	680

\* Target enrollment TBD by new elementary school boundary

# Cimarron Middle School

*Funded by 2006 Bond*



## Project Timeline

<i>March 2008</i>	<i>In design</i>
<i>July 2008</i>	<i>Project bids</i>
<i>September 2008</i>	<i>Construction begins</i>
<i>Spring 2010</i>	<i>Construction complete</i>
<i>Fall 2010</i>	<i>Scheduled school opening</i>

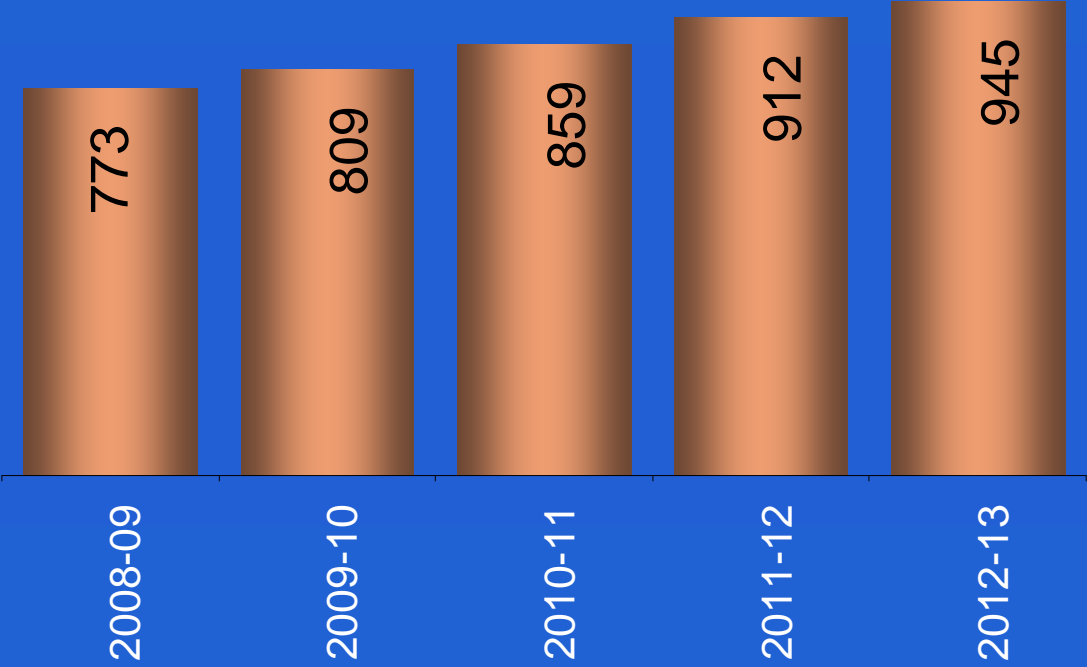
## Facility Profile

<i>Square Feet:</i>	<i>132,414</i>
<i>Acreage:</i>	<i>22</i>
<i>Budget:</i>	<i>\$25,000,000</i>
<i>Capacity:</i>	<i>1,000</i>

***2008-2009 Enrollment = 773***

***Housed in Legend High School until 2010 Building Completion***

# Enrollment





# *Legend High School*

*Funded by 2003 Bond*

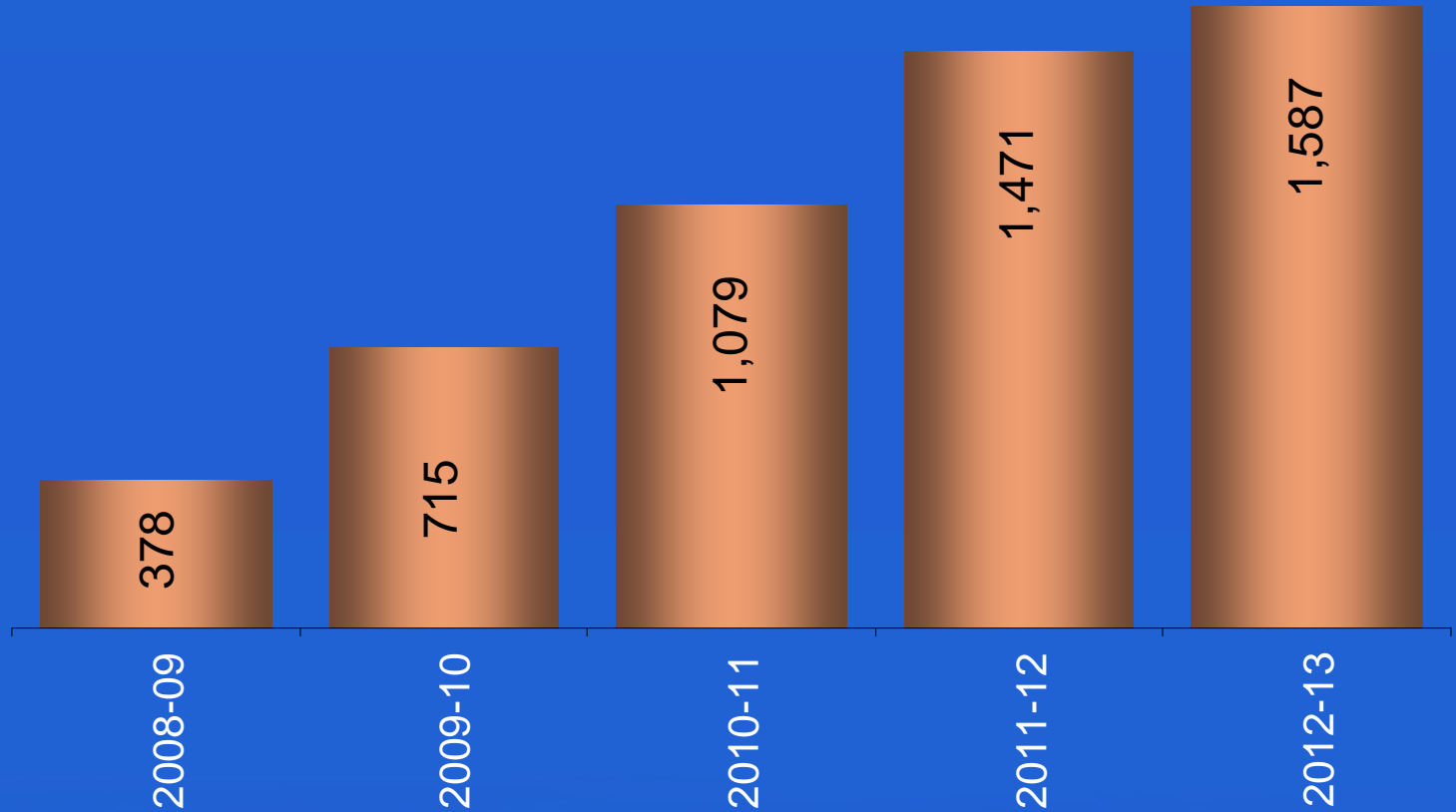
## *Facility Profile*

Opened:	2008
Acreage:	70.8
Original Square Feet:	256,685
Original Cost:	\$42,432,500
Capacity:	1,200



# Legend High School Enrollment

■ Y-R  
■ Conv.





## FACILITY IMPROVEMENTS

2008 *"F" Pod Addition*

## 2008 BOND PLANNED IMPROVEMENTS

*Technology Improvements*