

# *Soaring Hawk Elementary*

*Ensuring Student  
Success*



# Soaring Hawk Elementary

*Funded by 2000 Bond*

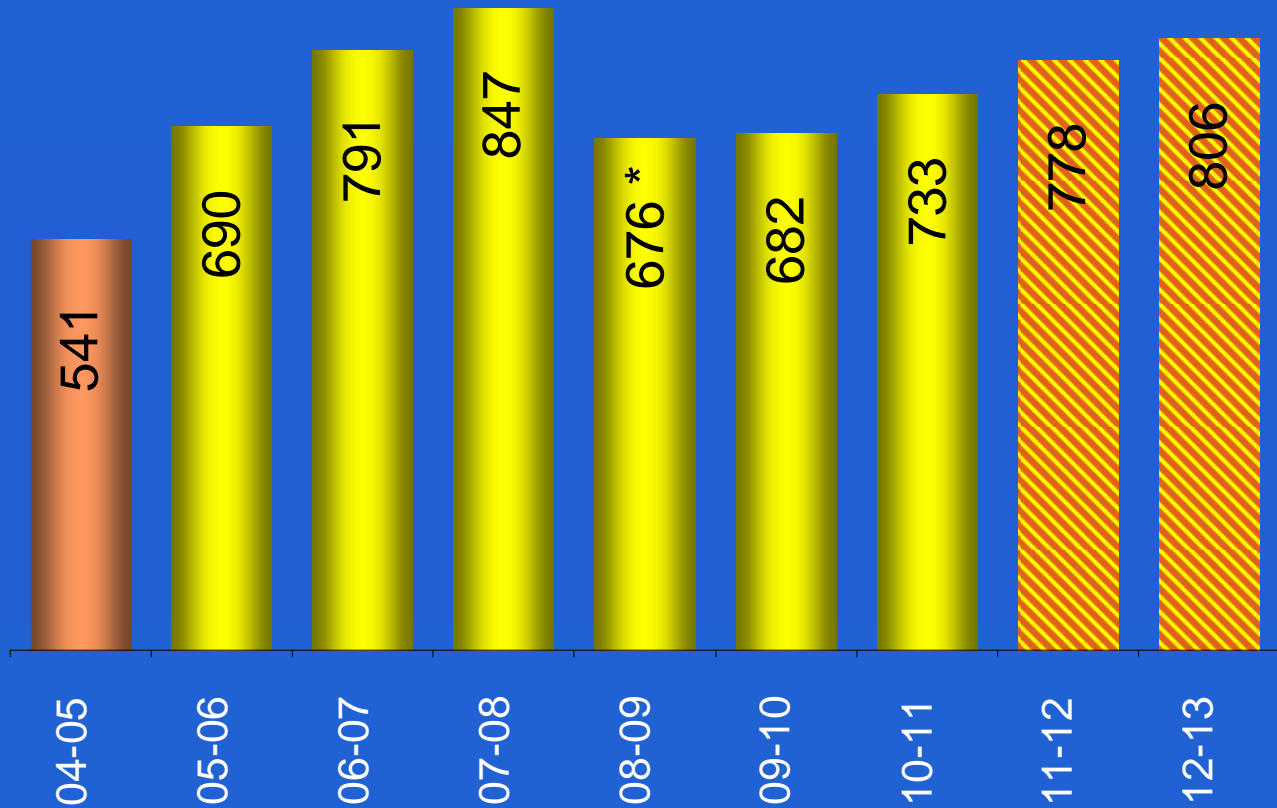
## Facility Profile

Opened:	2004
Acreage:	11.00
Original Square Feet:	56,566
Original Cost:	\$8,068,500
Capacity - Conventional:	510
Capacity - Conventional with Mobiles:	660
Capacity - Year-Round	680
Capacity - Year-Round with Mobiles:	830

# Soaring Hawk Elementary Enrollment



- Y-R
- Conv.
- Without Successful 2008 Bond



\* Clear Sky Elementary opens in 2008-09



## FACILITY IMPROVEMENTS

2004	<i>New Construction</i>
2004-07	<i>Technology Improvements</i>
2004	<i>Security Cameras/Radio Systems</i>
2005	<i>Security Access</i>

## 2008 BOND PLANNED IMPROVEMENTS

*Technology Improvements*

# Bond Project Summary



	Castle View High School	Castle Rock Middle School	Soaring Hawk Elementary
Built	2006	1996	2004
1997 Bond			
2000 Bond			New School
2003 Bond	New School		
2006 Bond			
2008 Bond	"F" Pod Addition	Scheduled Facility Improvement	
	New elementary school provides capacity relief for CVHS Feeder Area		

# Enrollment



	07-08	08-09	09-10	10-11	11-12	12-13
Castle View HS	1,019	1,441	1,632	1,597	1,636	1,604
Castle Rock MS	1,510	* 718	844	857	904	964
Soaring Hawk	847	676	682	733	778	806
	<b>With Passage of 2008 Bond Initiative</b>					
Soaring Hawk				** 680	** 680	** 680
New Elementary				680	680	680

\* Mesa Middle School Opens

\*\* Target enrollment TBD by new elementary school boundary



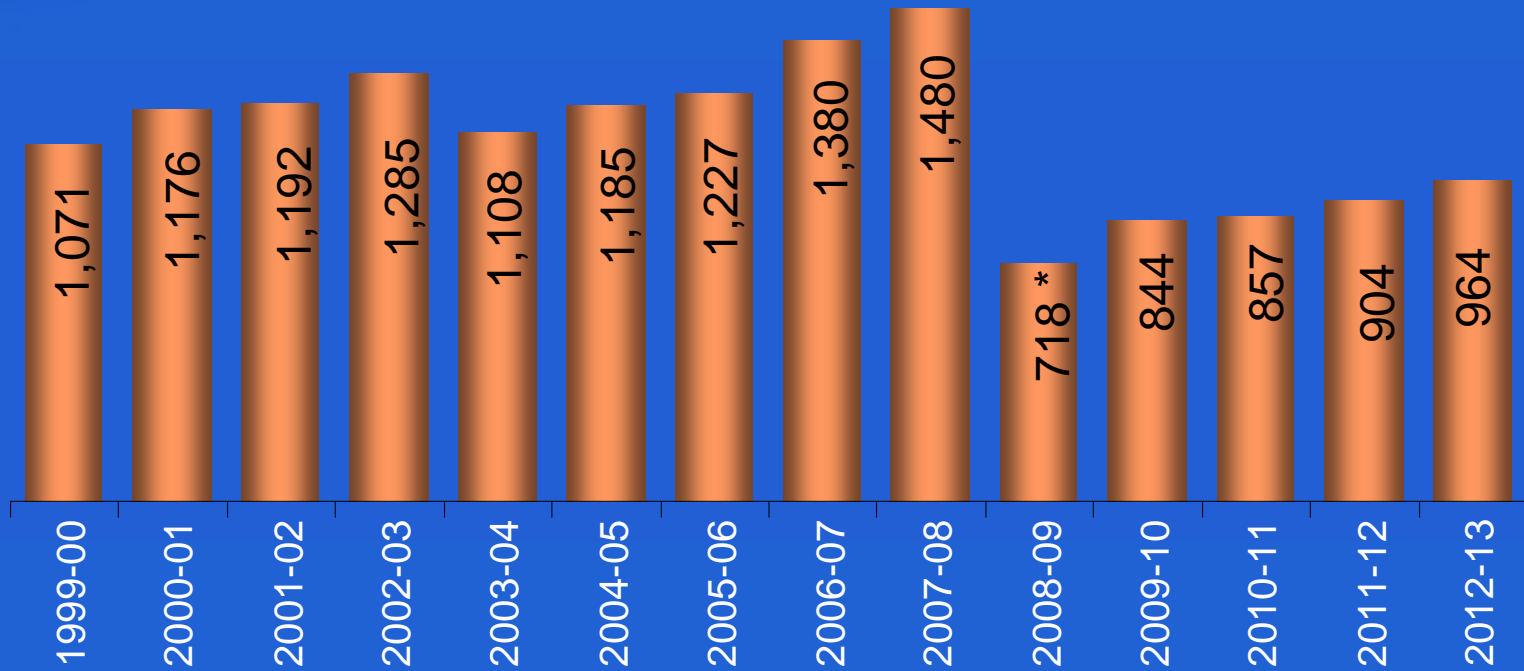
# Castle Rock Middle School

*Funded by 1993 Bond*

## *Facility Profile*

Opened:	1996
Acreage:	22.0
Original Square Feet:	128,680
Original Cost:	\$11,376,760
Capacity:	1,000

# Castle Rock Middle School Enrollment



\* Mesa Middle School opens



## FACILITY IMPROVEMENTS

2006	<i>HVAC Upgrade</i>
2004-07	<i>Technology Improvements</i>
2004	<i>Security Cameras</i>
2004	<i>Security Access Control</i>

## 2008 BOND PLANNED IMPROVEMENTS

<i>Scheduled Facility Improvements</i>
<i>Technology Improvements</i>



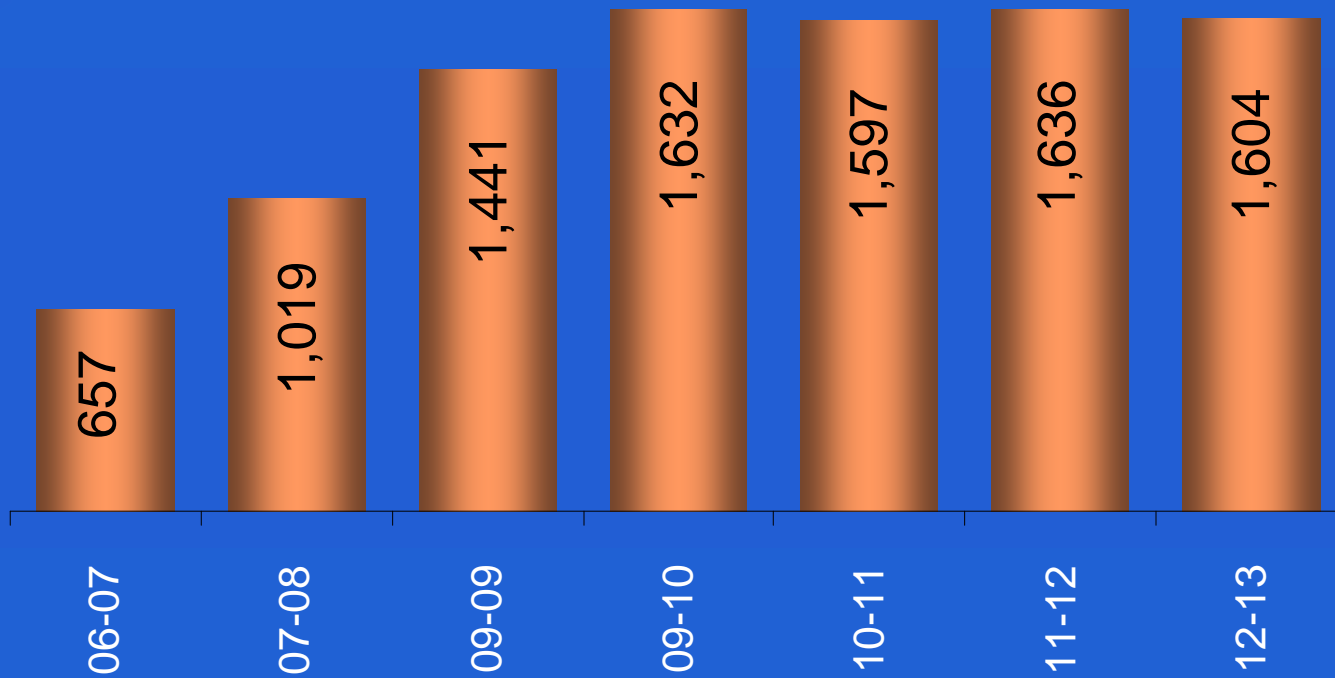
# Castle View High School

*Funded by 2003 Bond*

## *Facility Profile*

Opened:	2006
Acreage:	35.4
Original Square Feet:	218,106
Original Cost:	\$35,720,300
Capacity:	1,600

# Castle View High School Enrollment





## FACILITY IMPROVEMENTS

2006	<i>Parking Lot</i>
2007	<i>Technology Improvements</i>
2007	<i>Security Kiosk</i>

## 2008 BOND PLANNED IMPROVEMENTS

*"F" Pod Addition - Increases capacity by 300 to 400 seats*

*Technology Improvements*