



Sedalia Elementary



Ensuring Student Success



Sedalia Elementary

Funded prior to 1952

Facility Profile

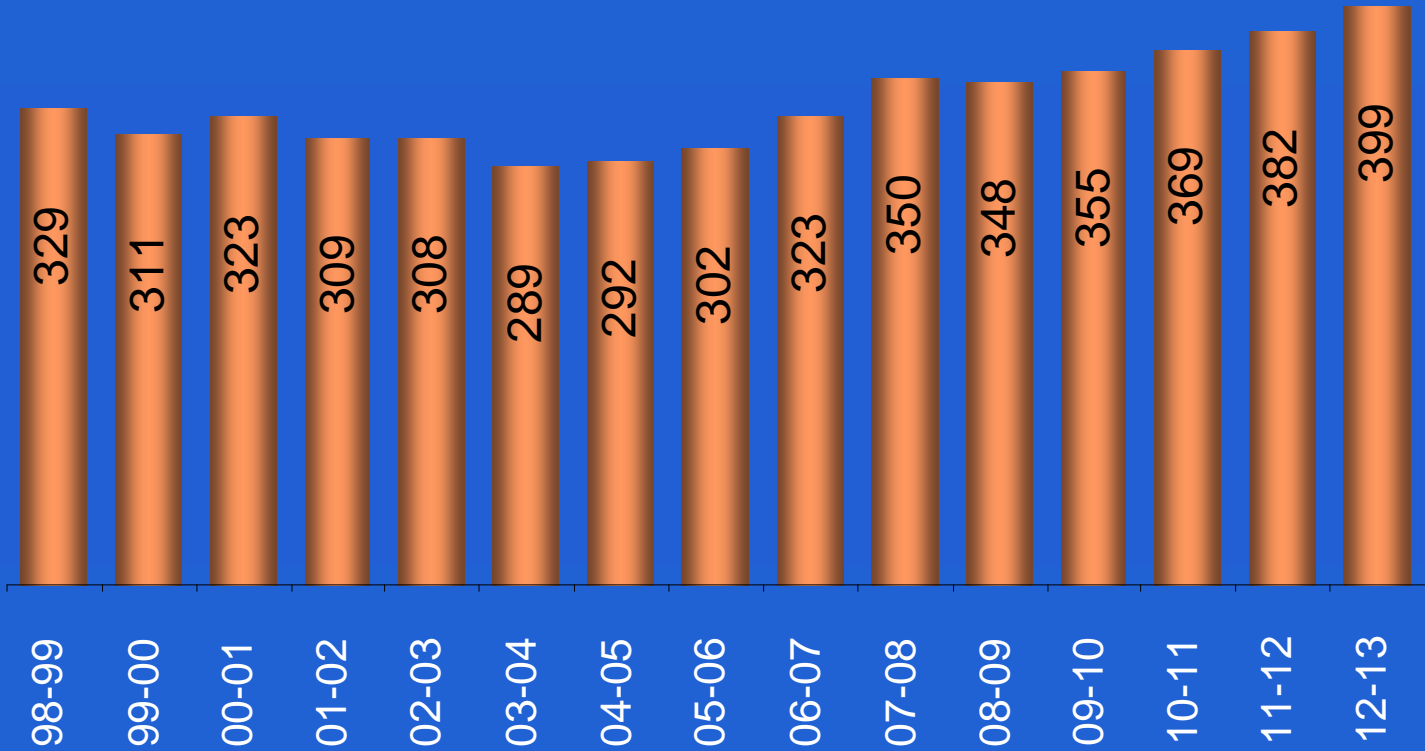
Opened:	1952
Acreage:	5.00
Original Square Feet:	21,658
Current Square Feet:	35,177
Original Cost:	\$28,000
Capacity - Conventional:	340
Capacity - Conventional with Mobiles:	490
Capacity - Year-Round	425
Capacity - Year-Round with Mobiles:	575



Sedalia Elementary

Enrollment

Y-R
Conv.





FACILITY IMPROVEMENTS

1992	<i>Addition/Remodel</i>
1996	<i>Gutters/Downspouts</i>
1999	<i>Addition/Remodel</i>
2001	<i>Counter tops/fountains</i>
2003	<i>HVAC Controls</i>
2004	<i>Roof Replacement</i>
2004	<i>Clock Replacement</i>
2005	<i>Carpet Replacement</i>
2006	<i>HVAC Upgrade</i>
2006	<i>Playground Improvement</i>
2006	<i>Roof Replacement</i>
2004-07	<i>Technology Improvements</i>
2004	<i>Security Cameras/Radio Systems</i>
2005	<i>Security Access</i>

2008 BOND PLANNED IMPROVEMENTS

<i>Scheduled Facility Improvements</i>
<i>Technology Improvements</i>

Bond Project Summary



	Castle View High School	Castle Rock Middle School	Sedalia Elementary
Built	2006	1996	1952
1997 Bond			Major Renovation
2000 Bond			
2003 Bond	New School		
2006 Bond			
2008 Bond	"F" Pod Addition	Scheduled Facility Improvement	Scheduled Facility Improvement
	New elementary school provides capacity relief for CVHS Feeder Area		

Enrollment



	07-08	08-09	09-10	10-11	11-12	12-13
Sedalia	354	348	355	369	382	399
Castle View HS	1,019	1,441	1,632	1,597	1,636	1,604
Castle Rock MS	1,510	*718	844	857	904	964

* Mesa Middle School Opens



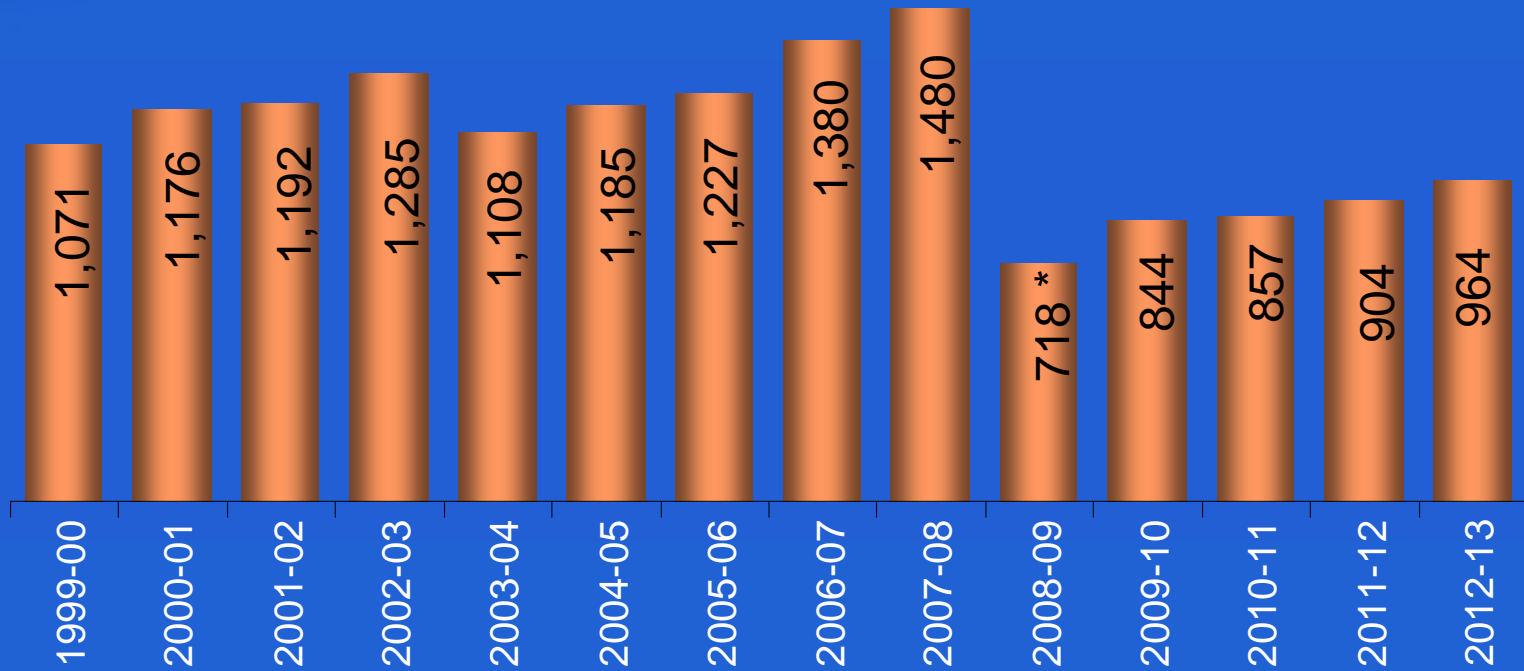
Castle Rock Middle School

Funded by 1993 Bond

Facility Profile

Opened:	1996
Acreage:	22.0
Original Square Feet:	128,680
Original Cost:	\$11,376,760
Capacity:	1,000

Castle Rock Middle School Enrollment



* Mesa Middle School opens



FACILITY IMPROVEMENTS

2006	<i>HVAC Upgrade</i>
2004-07	<i>Technology Improvements</i>
2004	<i>Security Cameras</i>
2004	<i>Security Access Control</i>

2008 BOND PLANNED IMPROVEMENTS

<i>Scheduled Facility Improvements</i>
<i>Technology Improvements</i>



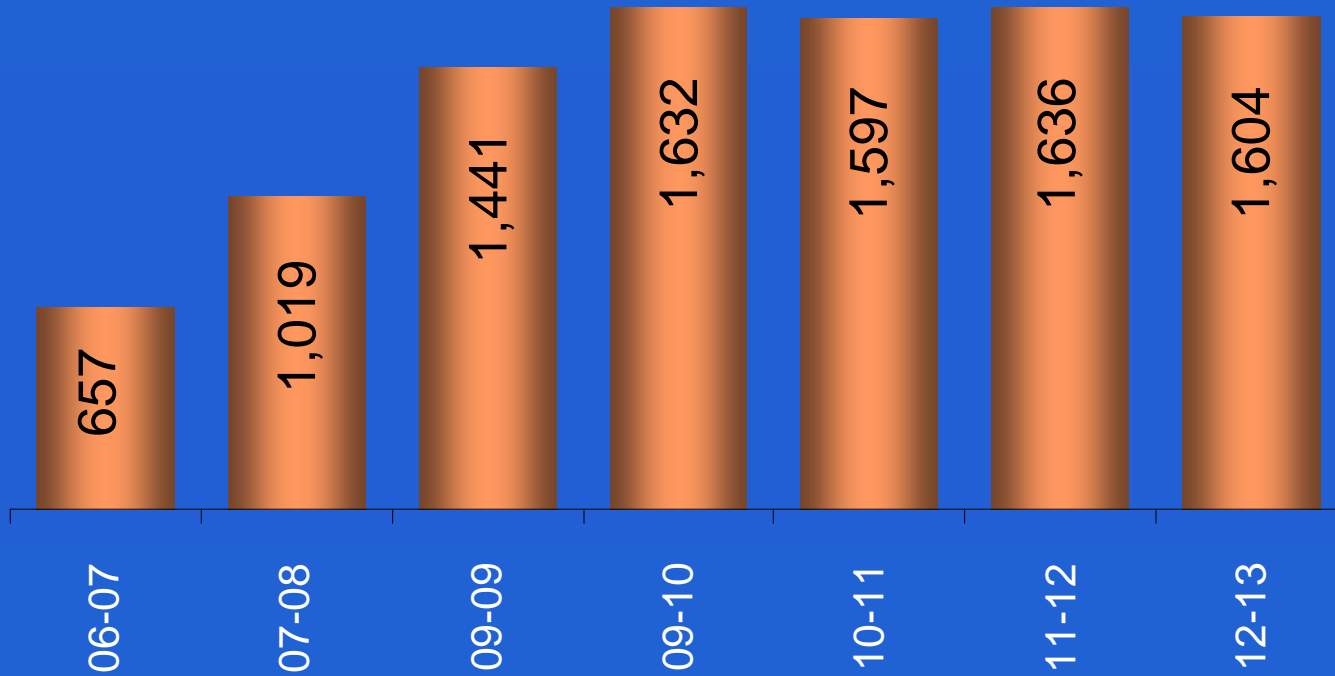
Castle View High School

Funded by 2003 Bond

Facility Profile

Opened:	2006
Acreage:	35.4
Original Square Feet:	218,106
Original Cost:	\$35,720,300
Capacity:	1,600

Castle View High School Enrollment





FACILITY IMPROVEMENTS

2006	<i>Parking Lot</i>
2007	<i>Technology Improvements</i>
2007	<i>Security Kiosk</i>

2008 BOND PLANNED IMPROVEMENTS

"F" Pod Addition - Increases capacity by 300 to 400 seats

Technology Improvements